

**CENTRAL UKRAINIAN NATIONAL TECHNICAL UNIVERSITY**

**FACULTY OF ECONOMICS**

*Department of Economics, Entrepreneurship, and Hotel and Restaurant Business*



## **Business Communication in Professional and Public Activities**

### **Methodological Instruction and Assignments for Studying the Discipline**

*Specialty 076 "Entrepreneurship and Trade"*

*Field of Knowledge 07 "Management and Administration"*

*EPP «Entrepreneurship, Trade and Logistics»*



Kropyvnytskyi, 2025

**CENTRAL UKRAINIAN NATIONAL TECHNICAL UNIVERSITY**

Faculty of economics  
*Department of Economics, Entrepreneurship,  
and Hotel and Restaurant Business*

**Business Communication in Professional and Public Activities**  
Methodological Instruction and Assignments for Studying the Discipline  
Specialty 076 "Entrepreneurship and Trade",  
Field of Knowledge 07 "Management and Administration",  
EPP «Entrepreneurship, Trade and Logistics»

Approved at the meeting of the Department of  
Economics, Entrepreneurship, and Hotel and  
Restaurant Business  
(Protocol of the meeting of the EEHRB department  
No. 11 dated January 9, 2025)

Business Communication in Professional and Public Activities: Methodological Instruction and Assignments for Studying the Discipline for Specialty 076 "Entrepreneurship and Trade" Field of Knowledge 07 "Management and Administration" EPP «Entrepreneurship, Trade and Logistics». Compiled by M.V. Buhaieva – Kropyvnytskyi: Central Ukrainian National Technical University, 2025, 89 p.

**Compiler:**

**Mariia Viktorivna Buhaieva**, PhD in Economics, Associate Professor of the Department of Economics, Entrepreneurship, and Hotel and Restaurant Business, Central Ukrainian National Technical University.

**Reviewer:**

**Volodymyr Vasyliovych Zaichenko**, Doctor of Economics, Professor of the Department of Economics, Entrepreneurship, and Hotel and Restaurant Business, Central Ukrainian National Technical University.

**CONTENT**

INTRODUCTION .....	5
KEY TERMS AND DEFINITIONS .....	7
COURSE SYLLABUS .....	12
Theme 1. Foundations of Business Communication .....	12
Theme 2. Ethical and Cross-Cultural Aspects of Business Communication .....	16
Theme 3. Psychology of Business Communication .....	20
Theme 4. Negotiation Skills and Strategies .....	24
Theme 5. Advanced Negotiation Techniques and Influence .....	28
Theme 6. Conflict Resolution and Difficult Conversations .....	32
Theme 7. Internal Communications and Leadership .....	37
Theme 8. Written Business Communication .....	41
Theme 9. Public Speaking and Business Presentations .....	46
Theme 10. Communication in Crisis and Uncertain Situations .....	51
INDIVIDUAL TASKS FOR THE DISCIPLINE .....	56
TEST TASKS .....	62
CONTROL QUESTIONS FOR THE COURSE .....	82
RECOMMENDED LITERATURE .....	86

## INTRODUCTION

This course provides an in-depth exploration of business communication principles and practices, tailored for graduate students in the 076 “Entrepreneurship and Trade” specialty (EPP “Entrepreneurship, Trade and Logistics”). Emphasis is placed on both professional communication (within and between organizations) and public communication (external, stakeholder, and societal interactions). Students will examine advanced theories of communication, engage in practical skill-building, and analyze real-world cases to develop effective communication strategies under various conditions – including uncertainty and risk. Business communication in a professional setting is held to higher standards than everyday communication – misunderstandings carry high stakes for organizations. Thus, this course focuses on developing the competencies needed to communicate clearly, ethically, and persuasively in complex business environments.

**Credits / Hours:** 3 ECTS credits (90 hours total, including class contact and independent study).

**Course Objective. By the end of the course, students will be able to:**

- Integrate theory and practice: understand advanced concepts, models, and processes of business communication and apply them to solve complex managerial problems (aligning with the integral competence of solving complex problems in entrepreneurship and trade through research and innovation).

- Adaptation and flexibility: adapt communication styles and strategies to new and uncertain business situations.

- Cross-disciplinary communication: effectively communicate and collaborate with professionals from different fields and levels, using appropriate terminology and media.

- Ethical and accountable communication: demonstrate determination, responsibility, and ethical behavior in all communications, upholding commitments.

- Managerial communication skills: utilize communication as a tool for effective management of business entities in entrepreneurship and trade (meeting SC3) and for resolving problems and making informed decisions in professional practice.

- Practical outcomes: show initiative and independence in professional communication scenarios; design and use communication-based incentives to motivate employees and partners; employ business communication techniques to interact with diverse professional groups; execute professional tasks in entrepreneurship and trade with full competence and creativity; make decisions that enhance organizational effectiveness through strategic communication; and resolve complex, uncertain situations in entrepreneurship and trade via effective communication and negotiation.

**Integral Competence:** the ability to solve complex tasks and problems in the field of entrepreneurship and trade, or during the learning process, which involves conducting research and/or implementing innovations under uncertain conditions and requirements.

**General Competencies (GC):**

**GC1.** The ability to adapt and act in a new situation.

**GC4.** The ability to communicate with representatives of other professional groups at different levels (with experts from other fields of knowledge/types of economic activity).

**GC5.** Determination and persistence in achieving set goals and responsibilities.

**Special Competencies (SC):**

**SC3.** Ability to effectively manage the activities of business entities in the field of entrepreneurship and trade.

**SC4.** Ability to solve problem issues and make managerial decisions in professional activities.

**Program Learning Outcomes (PLO):**

**PLO1.** The ability to adapt, show initiative, and act independently in professional situations.

**PLO3.** Develop material and moral incentives and apply other tools to motivate employees and partners to achieve set goals.

**PLO4.** Apply business communication to maintain interaction with representatives of different professional groups.

**PLO5.** Professionally, fully, and with creative self-realization, complete assigned tasks in the field of entrepreneurship and trade.

**PLO9.** Develop and make decisions aimed at ensuring the effectiveness of the activities of business entities in the field of entrepreneurship and trade.

**PLO10.** Solve problematic issues that arise in the activities of entrepreneurial and trade structures under conditions of uncertainty and risk.

## KEY TERMS AND DEFINITIONS

### 1. Definition of Communication

Communication is the process of exchanging information, ideas, emotions, and intentions between individuals or groups through verbal, non-verbal, written, or digital channels. It involves the transmission of a message from a sender to a receiver with the intention of being understood, often accompanied by feedback to complete the loop.

### 2. Business Communication

Business communication refers to the structured and purposeful exchange of information within and outside an organization to support operational efficiency, achieve organizational goals, and maintain professional relationships with stakeholders. It encompasses both internal communication (among staff and departments) and external communication (with clients, suppliers, partners, and the public).

### 3. Communication Process Model

The standard communication process includes the following elements:

- **Sender** – initiates the message.
- **Encoding** – formulation of the message using symbols (language, images, etc.).
- **Message** – the information being communicated.
- **Channel** – medium through which the message is transmitted (e.g., email, face-to-face).
- **Receiver** – the person who receives and decodes the message.
- **Decoding** – interpretation of the message by the receiver.
- **Feedback** – response from the receiver to the sender.
- **Noise** – any interference that distorts or disrupts the message (e.g., distractions, misunderstandings, language barriers).

### 4. Forms of Communication

- **Verbal** (spoken or written language).
- **Non-verbal** (gestures, facial expressions, tone, posture).
- **Formal vs. Informal** (depending on organizational structure and context).
- **Internal vs. External** (within the organization or directed outward to clients and partners).

### 5. Types of Business Communication

- **Internal communication** – upward, downward, and horizontal (peer-to-peer) flows.
- **External communication** – interactions with clients, stakeholders, suppliers, and media.
- **Synchronous and asynchronous** – depending on real-time vs. delayed communication.

### 6. Purposes of Business Communication

- **Informational** – sharing facts and data.
- **Persuasive** – influencing attitudes or decisions.
- **Instructional** – providing guidelines or directions.

- **Motivational** – inspiring or engaging employees.
- **Relational** – building rapport, trust, and organizational culture.

### **7. Seven C's of Effective Communication**

A widely recognized framework that identifies the essential qualities of effective communication:

- **Clear** – understandable and direct.
- **Concise** – brief and to the point.
- **Concrete** – specific and factual.
- **Correct** – accurate and free of errors.
- **Coherent** – logically organized.
- **Complete** – includes all necessary information.
- **Courteous** – polite and respectful.

### **8. Digital Communication**

Refers to the use of digital technologies (e.g., email, social media, apps, video conferencing) to facilitate communication. It enables faster, more flexible interactions but requires digital etiquette, clarity, and sensitivity to tone and audience.

### **9. Interpersonal Communication**

Direct, person-to-person interaction that involves verbal and non-verbal messages. It plays a vital role in teamwork, leadership, customer service, and employee relations, especially in hospitality settings where emotional intelligence and active listening are crucial.

### **10. Crisis Communication**

A specialized form of communication used during emergencies or reputational threats. It focuses on timely, transparent, and responsible messaging to reduce panic, maintain trust, and guide stakeholders through the situation.

### **11. Message Framing**

The way information is structured and presented to influence perception and understanding (e.g., emphasizing benefits vs. avoiding risks).

### **12. Encoding / Decoding**

Encoding – the process of turning thoughts into communication.

Decoding – interpreting the sender's message and deriving meaning from it.

### **13. Channel Richness**

The capacity of a communication medium to convey information effectively. Face-to-face is considered a rich channel; email or text messages are leaner.

### **14. Feedback**

The receiver's response to the sender's message. It closes the communication loop and helps the sender assess message effectiveness.

### **15. Noise**

Any external or internal factor that distorts or interferes with the transmission or interpretation of a message (e.g., background noise, misunderstanding, emotional distraction).

### **16. Non-Verbal Communication**

Transmission of messages without words - via facial expressions, gestures, posture, tone of voice, eye contact, proxemics, etc.

### **17. Paralanguage**

Vocal elements that accompany speech (e.g., pitch, tone, volume, speaking rate) and affect the interpretation of the verbal message.

### **18. Cross-Cultural Communication**

The process of recognizing and bridging differences in communication styles, values, and expectations across cultures.

### **19. Interpersonal Communication**

Two-way, person-to-person communication, which can be formal or informal, verbal or non-verbal. Crucial for teamwork and customer interaction.

### **20. Internal vs. External Communication**

Internal – messages exchanged within an organization (staff meetings, internal memos).

External – messages directed to outside stakeholders (clients, suppliers, public).

### **21. Formal vs. Informal Communication**

Formal – follows the official structure and hierarchy of the organization (e.g., reports, official letters).

Informal – more casual, spontaneous interactions (e.g., hallway chats, instant messages).

### **22. Active Listening**

A communication technique involving full attention to the speaker, acknowledging understanding, and providing feedback to ensure clarity.

### **23. Communication Strategy**

A planned approach to achieving communication goals - identifying audience, key messages, channels, and timing.

### **24. Internal Branding**

Communicating organizational values and mission internally to align employees' behavior with the brand promise.

### **25. Empathy in Communication**

The ability to understand and share the feelings of another, a key element in conflict resolution and customer service.

### **26. Intercultural Competence**

The ability to communicate effectively and appropriately with people of other cultures through awareness, knowledge, and skills.

### **27. Communication Audit**

A systematic assessment of an organization's internal and external communication practices to identify gaps, strengths, and areas for improvement.

### **28. Business Negotiation**

A strategic communication process in which two or more parties discuss issues to reach a mutually beneficial agreement. It often involves bargaining, persuasion, and collaborative problem-solving in trade and entrepreneurial settings.

### **29. BATNA (Best Alternative to a Negotiated Agreement)**

A critical concept in negotiation that refers to the best option available to a party if the current negotiations fail. Understanding one's BATNA provides leverage and clarity in the negotiation process.

### **30. Trade Communication**

Refers to structured communication processes involved in commercial exchanges, including correspondence with suppliers, distributors, clients, and customs officials. Accuracy, compliance, and clarity are critical.

### **31. Entrepreneurial Communication**

The dynamic exchange of information used by entrepreneurs to pitch ideas, attract investors, motivate teams, and manage customer relations. Emphasizes clarity, vision alignment, and adaptability.

### **32. Communication Climate**

The social tone of a relationship or organizational setting, influenced by openness, trust, supportiveness, and mutual respect. A positive climate enhances productivity and loyalty.

### **33. Power Distance in Communication**

A cultural dimension reflecting how communication is shaped by hierarchies. In high power distance cultures, communication tends to be formal and top-down, **while low power distance supports egalitarian interaction.**

### **34. Emotional Intelligence (EI)**

The capacity to recognize, understand, and manage one's own emotions and those of others to foster effective communication, especially in leadership and conflict resolution.

### **35. Persuasion Techniques**

Methods used to influence others' attitudes or behaviors in a business context, including reciprocity, authority, social proof, scarcity, and consistency. Essential in sales, marketing, and negotiations.

### **36. Message Framing in Uncertainty**

Crafting messages that help audiences make decisions in volatile or crisis conditions. Emphasizes empathy, transparency, and direction, e.g., during supply chain disruptions.

### **37. Communication Ethics**

The principles that guide responsible and respectful communication practices. In business, this includes honesty, confidentiality, fairness, and cultural sensitivity.

### **38. Internal Communication Strategy**

A plan to manage information flow within a company. It includes goals, tools (e.g., intranet, newsletters), target audiences (departments, teams), and feedback mechanisms.

### **39. Feedback Loop in Leadership**

A continuous communication process in which leaders provide input and receive responses from team members to reinforce trust and improve performance.

### **40. Logistics Communication**

The exchange of information across the logistics chain (e.g., between shippers, carriers, warehouses). Requires precision, real-time updates, and contingency planning.

#### **41. High-Stakes Communication**

Communication that occurs in critical or high-pressure business situations, such as crisis management, investor pitches, or cross-border negotiations, where outcomes significantly impact business continuity.

#### **42. Assertive Communication**

A style of communication that expresses needs and opinions clearly and respectfully, balancing confidence with empathy. Key for resolving workplace conflicts and negotiations.

#### **43. Communication in Crisis Management**

Structured communication during emergencies or organizational threats aimed at maintaining trust, controlling narratives, and supporting recovery.

#### **44. Communication Audit in Trade and Logistics**

An evaluation of communication efficiency across supply chains, identifying gaps in stakeholder coordination, shipment tracking, and documentation flow.

#### **45. Stakeholder Communication Mapping**

A visual or strategic representation of how, when, and with whom information is exchanged in a project or organization to ensure alignment and accountability.

#### **46. Nonviolent Communication (NVC)**

A method that focuses on empathetic listening and honest expression without blame, often used in resolving difficult conversations and workplace disputes.

#### **47. Strategic Messaging**

Deliberate construction of key messages to align with business goals and audience expectations, especially relevant in entrepreneurship and brand positioning.

#### **48. Storytelling in Business Communication**

The use of narrative techniques to convey messages, create emotional connections, and enhance memory retention in pitches, branding, or team engagement.

#### **49. Psychological Safety in Teams**

A climate where team members feel safe to express themselves without fear of ridicule or retribution. Supports innovation, openness, and honest communication.

#### **50. Metacommunication**

Communication about communication itself, such as clarifying tone, intent, or boundaries. Useful in leadership, intercultural exchange, and feedback contexts.

## COURSE SYLLABUS

### Theme 1. Foundations of Business Communication

#### Plan:

**1. Definition and role of business communication in organizations.** This section introduces the concept of business communication as a critical tool for coordination, management, and goal achievement within organizations. It highlights its importance in building relationships with both internal stakeholders (e.g., employees, managers) and external ones (e.g., customers, suppliers, investors).

**2. Key types and forms of communication** (oral, written, non-verbal, visual; internal vs. external, formal vs. informal). This part covers the main forms of communication: verbal (spoken or written), non-verbal (facial expressions, gestures, tone of voice), visual (charts, infographics), along with the distinctions between internal vs. external and formal vs. informal communication. It emphasizes the context and purpose behind each type.

**3. The communication process model** (sender, message, channel, receiver, feedback, context). This section explains the standard communication model, which includes: sender, encoding, message, channel, receiver, decoding, feedback, and noise. The model helps students understand how information flows and how meaning can be interpreted or distorted in business settings.

**4. Communication channels and media richness** (face-to-face, phone, email, social media, etc.). Students explore various communication channels such as face-to-face conversations, phone calls, emails, and social media. The concept of media richness is introduced to show which channels are most effective for conveying complex or sensitive messages.

**5. Barriers to effective communication** (noise, misunderstandings, cultural differences) and strategies to overcome them. This part identifies key communication barriers like physical noise, psychological bias, cultural misunderstandings, and technological limitations. It also offers practical strategies for overcoming these barriers through active listening, message clarification, feedback, and adapting to diverse audiences.

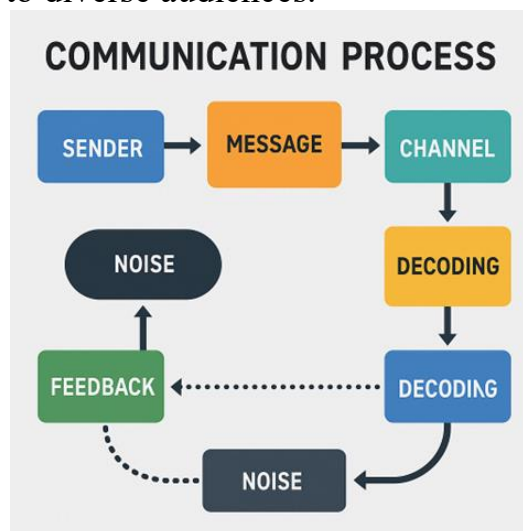


Figure 1. The Communication Process Model in Business Settings

This diagram 1 illustrates the key components of the communication process as applied in business environments. It begins with the Sender, who encodes the message using appropriate symbols (words, visuals, gestures) based on intent and context. The message is transmitted through a Channel (e.g., email, face-to-face, phone) and received by the Receiver, who decodes and interprets it. Effective communication includes Feedback from the receiver, allowing adjustment and confirmation of understanding. Noise - such as technical disruptions, language barriers, or emotional distractions - may interfere at any stage. The entire process is influenced by the Context, including organizational culture, hierarchy, and urgency.

**Summary:** This introductory topic 1 establishes the fundamental concepts of business communication. Students will learn how communication underpins all business functions and why clear, effective messaging is critical for managerial success. We discuss how business communication differs from casual conversation: it is more purposeful, audience-centered, and high-stakes, meaning miscommunication can lead to costly errors. We examine various communication channels – from rich channels like face-to-face meetings to lean channels like emails – and when to use each appropriately. The classic communication process model is introduced, illustrating how information flows and where breakdowns can occur. Students will also explore common barriers (e.g. physical noise, semantic misunderstandings, information overload) and best practices to ensure their message is understood as intended. This foundation sets the stage for more specialized communication topics to follow.

### **Practical Session 1: Understanding the Foundations of Business Communication**

**Discussion Topic:** “Communication as a Strategic Tool in Hospitality, Trade, and Entrepreneurship”

Students discuss how communication contributes to operational success in hotels, restaurants, catering services, or trade businesses. They share real-life examples (e.g., customer complaints, supplier coordination, team meetings) where good or poor communication changed outcomes.

**Practical Assignment:** Analyze the Communication Process in a Business Setting

Students work in groups to simulate a realistic business scenario: e.g., a logistics manager explaining delivery delays to a client, or a catering team leader briefing staff before an event.

**Each group:**

Identifies the sender, message, channel, receiver, feedback, and noise

Reflects on barriers and proposes ways to make the communication more effective

Presents the improved version of the communication strategy

**Case Study: “The Lost Order – Miscommunication in a Catering Request”**

A customer ordered vegetarian catering for 30 guests, but the message was not clearly recorded. Half the meals arrived incorrectly.

**Students:**

- Identify breakdown points in the communication chain (e.g., unclear encoding, lack of confirmation).
- Determine how it could have been avoided (e.g., written confirmation, CRM system, checklist).
- Suggest communication protocols for catering teams.

### **Self-Study Questions for Theme 1**

1. What distinguishes business communication from general social communication?
2. How does the communication process apply in logistics and service delivery?
3. Why is media richness important when selecting a communication channel in business?
4. What typical barriers affect communication in hospitality and trade? How can they be overcome?
5. What role does cultural awareness play in communication with international partners?
6. How does communication support customer satisfaction and service recovery?
7. What are the functions of feedback in internal and external communication?
8. Why is choosing the right communication channel critical in catering and transport services?
9. How do entrepreneurs use communication for building relationships with clients and investors?
10. In what ways can communication failures damage brand reputation or logistics efficiency?
11. What is the impact of personal communication style on leadership and teamwork?
12. How can communication tools (e.g., CRM, instant messaging, digital dashboards) improve performance?

### **Interactive Assignments for Theme 1**

#### 1. Matching Exercise – Key Terms of the Communication Process

A. Term	B. Definition
1. Sender	a. Person who starts the message
2. Message	b. What is being communicated
3. Channel	c. The delivery medium (e.g., phone, email)
4. Noise	d. Disruption or misunderstanding
5. Receiver	e. Person interpreting the message
6. Feedback	f. Response from the receiver
7. Context	g. Surrounding conditions (e.g., urgency, culture)

#### 2. True or False Quiz – Communication Concepts

- Business communication is always formal.
- Media richness refers to how much information a communication channel can carry.
- Cultural noise may include language barriers or conflicting norms.
- Feedback is not needed in written communication.
- Communication skills are less important for logistics managers than for sales staff.
- A phone call is usually richer than an email in conveying tone and urgency.

### 3. Scenario-Based Challenge – “Email Gone Wrong”

Scenario: A trade manager sends a brief email to a logistics partner saying, “Deliver asap,” without details. The shipment arrives at the wrong time and place.

#### Tasks:

- Identify key process steps (sender, message, channel, receiver, noise)
- Where did the breakdown happen?
- How should the message have been constructed?

 Students write a 150-word response analyzing the issue and giving recommendations.

### 4. Communication Strategy Simulation – “You’re the Catering Coordinator!”

Scenario: You are in charge of coordinating communication between a catering kitchen, front-of-house service, and the client for a wedding event.

#### Tasks:

- Choose your communication tools (e.g., checklists, Slack, printed schedules)
- Define roles and instructions
- Write a sample instruction message for the team
- Identify expected feedback and risks of miscommunication

 Students present their strategy in pairs or submit it in writing.

## Theme 2: Ethical and Cross-Cultural Aspects of Business Communication

### Plan:

**1. Business ethics in communication: honesty, transparency, and integrity in messages.** This section introduces the foundational principles of ethical communication - honesty, clarity, and responsibility. It discusses the importance of truthful messaging and ethical decision-making when representing businesses to clients, partners, and the public.

**2. Confidentiality and professional conduct in sharing information.** Students explore scenarios where confidentiality is vital (e.g., client data, supplier pricing). They analyze risks of breaches and study rules for secure communication, ethical whistleblowing, and respecting non-disclosure agreements.

**3. Business etiquette: courtesy and norms in professional settings.** Covers greetings, dress codes, email etiquette, polite phrasing, and behavior during meetings. Students examine etiquette across cultures and industries, including what is considered respectful or inappropriate in international business.

**4. Cultural dimensions affecting communication.** Introduces Hofstede's and Hall's cultural frameworks: high vs. low context, power distance, individualism vs. collectivism, uncertainty avoidance, and time orientation. Students apply these dimensions to real-world cross-cultural scenarios.

**5. Cross-cultural etiquette and sensitivity.** Focuses on dos and don'ts in intercultural communication: eye contact, gestures, personal space, formality, use of humor, gift-giving, and handling disagreements respectfully in multicultural contexts.

**6. Ethical dilemmas in communication and decision-making frameworks.** Students explore gray areas in communication ethics: misleading advertising, selective reporting, corporate secrecy, or political correctness. Decision-making models (e.g., utilitarianism, rights-based, justice approach) help assess ethical responses.



Figure 2. Key Considerations in Ethical and Cross-Cultural Business Communication

This figure 2 presents a structured overview of six essential components of ethical and cross-cultural communication in business contexts. It highlights the importance of:

**Business Ethics:** Promoting honesty, transparency, and integrity in all professional messages.

**Confidentiality:** Ensuring secure handling and sharing of sensitive information.

**Business Etiquette:** Adhering to professional norms and respectful conduct in formal interactions.

**Cultural Dimensions:** Understanding and applying cultural frameworks (e.g., context sensitivity, power distance, individualism, uncertainty) to navigate intercultural settings effectively.

**Cross-Cultural Etiquette:** Demonstrating awareness and sensitivity to communication styles, behaviors, and expectations across cultures.

**Ethical Dilemmas:** Applying decision-making frameworks to resolve conflicts between business interests and moral obligations.

### **Summary:**

This topic equips students with the awareness and tools to navigate complex ethical and intercultural communication challenges in modern business. In global trade, hospitality, and logistics, professionals must balance honesty with diplomacy, confidentiality with transparency, and efficiency with respect for cultural norms. Students will examine how values like integrity and empathy translate into daily business conduct—whether writing emails, negotiating with partners abroad, or managing culturally diverse teams. Using ethical frameworks and cultural models, students develop strategies for maintaining professionalism and trust across different contexts.

## **Practical Session 2: Navigating Ethical and Intercultural Communication**

**Discussion Topic:** “When Ethics and Culture Collide in Business”. Students discuss real-world examples where ethical standards conflicted with cultural norms (e.g., gift-giving vs. bribery; transparency vs. face-saving). They reflect on strategies to resolve such tensions while maintaining professional integrity.

**Practical Assignment:** Ethical Dilemma Role-Play. Groups receive a business scenario such as:

- A supplier requests a “favor” in exchange for faster delivery.
- A team member shares sensitive project information on social media.

### **Tasks:**

- Identify the ethical and cultural elements.
- Debate different responses using ethical frameworks.
- Present recommended actions with justification.

**Case Study:** “The Misread Gesture”. A hospitality manager from a low-context culture directly criticizes an employee from a high-context culture in front of guests. The employee resigns unexpectedly.

### **Students:**

- Analyze the cultural and ethical missteps.
- Identify how communication style clashed with expectations.

- Propose a culturally sensitive feedback strategy.

### **Self-Study Questions for Theme 2**

1. What are the core principles of ethical communication?
2. Why is confidentiality essential in business, and what are the risks of disclosure?
3. How does professional etiquette vary across business cultures?
4. What is the difference between high-context and low-context communication?
5. How do power distance and hierarchy influence communication styles?
6. What are common ethical dilemmas in business communication?
7. How can businesses maintain integrity while respecting diverse cultural norms?
8. What frameworks can guide ethical decision-making?
9. How does intercultural awareness enhance collaboration in international trade?
10. What are examples of culturally insensitive communication that caused conflict?
11. How can professionals handle conflicting ethical expectations between cultures?
12. What personal values support ethical business communication?

### **Interactive Assignments for Theme 2**

#### 1. Matching Exercise – Ethics and Culture in Business Communication

A. Term	B. Definition
1. Integrity	a. Cultural preference for explicit, detailed communication
2. Confidentiality	b. Withholding sensitive business information
3. Low-context culture	c. Acting consistently with moral principles
4. High-context culture	d. Communication relies on shared understanding and non-verbal cues
5. Power distance	e. Level of acceptance of hierarchy in society
6. Bribery vs. gift	f. Cultural vs. ethical interpretation of a business exchange

#### 2. True or False Quiz – Ethics and Cross-Cultural Concepts


- Ethical communication includes honesty and respect for audience diversity.
- Cross-cultural communication is only necessary when working abroad.
- Power distance has no impact on how managers communicate with subordinates.
- Sharing internal pricing with external stakeholders is usually ethically acceptable.
- Humor is universally accepted and effective in all business cultures.
- Business etiquette includes dress code, greetings, and formal titles.

#### 3. Scenario-Based Challenge – “Email Across Cultures”

Scenario: A logistics manager from Germany sends a brief, blunt email to a Japanese partner. The partner finds it rude and delays cooperation.

Tasks:

- Identify cultural expectations violated.
- What ethical and relational issues arise?
- How should the message be adapted for intercultural sensitivity?

 Students write a 150-word intercultural analysis and email revision.

#### 4. Ethical Decision-Making Simulation – “You're the Export Manager!”

Scenario: A foreign buyer asks for a "commission" to secure a large deal.

Tasks:

- Assess whether the request constitutes unethical behavior or cultural norm.
- Apply at least two ethical decision-making frameworks (e.g., virtue ethics, stakeholder theory).

- Decide how to respond while preserving business relationships.

 Students present a justification for their decision and suggest diplomatic communication strategies.

### Theme 3: Psychology of Business Communication

#### Plan:

**1. Interpersonal communication dynamics and understanding your audience.** This section explores how interpersonal interactions function in business contexts. Students learn how relationships, roles, and group dynamics affect the exchange of messages. Focus is placed on identifying the audience's expectations, needs, and communication preferences for effective business interaction.

**2. Psychological factors affecting communication: perception, biases, attitudes.** This part explains how individuals filter and interpret information based on cognitive biases (e.g., confirmation bias), emotional states, and prior experiences. Students analyze how selective perception and attitude influence message reception and decision-making in business environments.

**3. Active listening and empathy in business settings.** Emphasizing two-way communication, this section trains students to listen attentively and respond with empathy. Techniques include paraphrasing, clarifying, and using nonverbal cues to show understanding. Empathy is examined as a leadership skill and conflict resolution tool.

**4. Communication styles and personality (assertive, passive, aggressive, passive-aggressive).** Students explore different communication styles and how these styles reflect personality traits and psychological needs. The focus is on developing an assertive style that promotes clarity and respect, especially in difficult conversations and negotiations.

**5. Emotional intelligence in communication: managing emotions, building rapport.** This section introduces the concept of emotional intelligence (EI) and its components: self-awareness, self-regulation, motivation, empathy, and social skills. Students assess how EI enhances team cohesion, leadership, and communication in high-stress or multicultural settings.

**6. Principles of effective communication (clarity, conciseness, courtesy – the “7 Cs”).** Introduces the “7 Cs” framework: Clear, Concise, Concrete, Correct, Coherent, Complete, and Courteous. These principles are applied to real-life communication tasks (e.g., emails, briefings, feedback sessions) to ensure professionalism and psychological comfort for all parties.

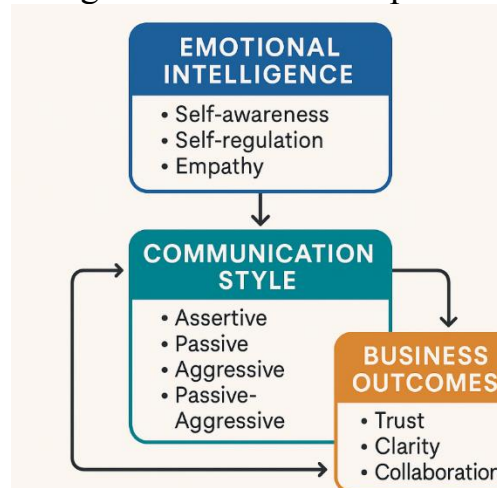


Figure 3. Psychological Factors Influencing Business Communication

This diagram 3 illustrates the core psychological elements that shape communication in business environments. It highlights how perception, biases, and attitudes affect how messages are interpreted and delivered. The figure also emphasizes the role of emotional intelligence (including self-awareness, self-regulation, empathy, and social skills) in fostering effective interaction. Surrounding these factors are communication styles (assertive, passive, aggressive, passive-aggressive), which influence tone, message clarity, and relational dynamics. Understanding this interplay helps professionals tailor their communication to diverse audiences, minimize misunderstandings, and build stronger interpersonal connections in the workplace.

**Summary:** This topic delves into the human psychology behind effective business communication. Students explore how understanding the audience’s perspective and psychological makeup can vastly improve communication success. Key elements include perception (how individuals decode messages, which can be colored by biases or preconceived notions) and the role of context in interpreting meaning. We emphasize the skill of active listening – truly hearing and understanding what others say – as a foundation for any successful exchange. Techniques such as paraphrasing, asking clarifying questions, and showing empathy are practiced to improve listening. Students also assess different communication styles (for instance, assertive vs. passive communication) and learn to recognize and adjust their style for effective interactions. The concept of emotional intelligence is introduced, highlighting self-awareness and empathy as crucial for leadership communication and conflict avoidance. We discuss proven principles or checklists for effective messaging, such as ensuring a communication is clear, concise, concrete, correct, coherent, complete, and courteous (often called the “Seven C’s” of effective communication). By applying these principles, future managers can craft messages that are not only understood but also well-received. The psychological insights from this topic will help students build trust and credibility in their professional relationships.

### **Practical Session 3: Psychological Dynamics in Business Communication**

#### Discussion Topic:

“Why Don’t They Hear Me?” Psychological Barriers to Communication

Students explore real cases where psychological filters—such as bias, stress, defensiveness, or assumptions - distorted communication. They reflect on their own experiences in business, education, or hospitality contexts where emotions or perceptions influenced communication outcomes.

#### Practical Assignment:

Communication Style Role-Play

In groups, students receive personality profiles (e.g., assertive team leader, passive subordinate, emotionally reactive customer) and act out a work-related scenario - such as conflict resolution, staff feedback, or customer complaint.

#### Tasks:

- Identify each character’s communication style.
- Evaluate how the interaction was affected by emotional responses and

perception.

- Discuss how empathy and emotional intelligence could improve the exchange.
- Present revised dialogue using clearer, emotionally-aware strategies.

Case Study:

“The Silent Employee”

A new intern avoids eye contact and gives short answers in meetings. A supervisor interprets this as lack of interest and excludes the intern from team tasks.

Students:

- Identify the perception errors and communication breakdown.
- Analyze how personality traits and communication style mismatch played a role.
- Suggest how the manager could have used active listening and empathy.
- Propose an inclusive communication approach based on emotional intelligence.

### Self-Study Questions for Theme 3

1. How does perception shape the way we interpret business messages?
2. What are the different communication styles, and how do they affect teamwork?
3. How can emotional intelligence improve workplace communication?
4. What is the difference between empathy and sympathy in professional interaction?
5. How can psychological biases lead to misunderstandings in leadership communication?
6. Why is active listening critical in hospitality and customer service?
7. How do personality types (e.g., introvert/extrovert) affect communication patterns?
8. What are the 7 C’s of effective communication and how do they relate to psychological clarity?
9. What role do emotional triggers play in conflict escalation or resolution?
10. How can stress or anxiety impair message encoding and decoding?
11. How do emotional filters differ across individual and cultural contexts?
12. What psychological strategies can help professionals manage communication in tense or emotional situations?

### Interactive Assignments for Theme 3

#### 1. Matching Exercise – Psychology in Business Communication

A. Term	B. Definition
1. Perception	a. The mental filter shaping how we interpret messages
2. Bias	b. A learned or unconscious prejudice influencing understanding
3. Emotional intelligence	c. Ability to understand and regulate emotions in self and others
4. Empathy	d. The capacity to understand another’s emotional state
5. Communication style	e. Consistent verbal and non-verbal behavior patterns
6. Active listening	f. Fully concentrating, understanding, and responding to a speaker

## 2. True or False Quiz – Psychological Communication Concepts


- Emotional intelligence helps reduce workplace conflict.
- Communication styles do not change with context.
- Perception is always accurate and objective.
- Passive communication style often avoids confrontation.
- Active listening includes giving full attention and feedback cues.
- Biases have no effect on message interpretation.

## 3. Scenario-Based Challenge – “The Overreaction”

Scenario: A restaurant supervisor gives constructive feedback to a server, but the server reacts angrily and leaves work early, claiming unfair treatment.

### Tasks:

- Identify the perception issues and emotional triggers.
- Which communication styles clashed?
- How could emotional intelligence have prevented the escalation?


 Students write a 150-word analysis suggesting improvements to the manager’s approach.

## 4. Communication Strategy Simulation – “You’re the Front Desk Team Leader!”

Scenario: You manage a multicultural team during a high-stress shift at a hotel front desk. A guest yells at a new employee, who becomes visibly distressed.

### Tasks:

- Assess the psychological factors (e.g., stress, defensiveness, fear) affecting communication.
- Use emotional intelligence to de-escalate the situation and support your team member.
- Draft a short motivational message or briefing to restore team morale.
- Propose strategies for preventing emotional burnout and communication fatigue.

 Students share strategies in pairs or submit them in written form.

## Theme 4: Negotiation Skills and Strategies

### Plan:

**1. The concept of a business conversation, business talk, and business negotiation.** Defining different types of business dialogues – from informal conversations and interviews to formal negotiations. Understanding what makes a negotiation distinct (usually goal-oriented, involving two or more parties with potentially differing interests seeking a mutually acceptable agreement).

**2. Preparation for a business talk.** The steps to prepare for an important business discussion or negotiation. This includes researching your audience or counterpart, setting clear objectives, determining your BATNA (Best Alternative to a Negotiated Agreement) for negotiations, and preparing key messages or data to support your position. Emphasis on preparation in hospitality context (e.g. preparing for a meeting with a potential tour operator partner or a negotiation with a food supplier).

**3. Model for conducting productive business talks.** Introducing structured models or stages of a business negotiation or discussion – for example, opening (rapport building), exploring interests, proposing solutions, bargaining, and closing (reaching agreement). Learn techniques such as active listening, asking open-ended questions, and using persuasive communication during each stage. Also cover conflict resolution tactics (finding win-win outcomes, handling objections, and maintaining professionalism).

**4. Specifics of Business Negotiations in the Fields of Entrepreneurship, Trade, and Logistics.** This section explores the sector-specific features that influence how negotiations are conducted in entrepreneurship, trade, and logistics. Students will learn that while general negotiation principles apply across industries, these fields introduce unique priorities, risks, and communication styles that shape the negotiation context.



Figure 4. Key Elements of Effective Business Negotiation

This visual highlights the essential components of successful negotiation, including preparation, active listening, clear messaging, emotional control, and mutual value creation. The diagram illustrates how each element contributes to

building trust, resolving conflicts, and reaching win-win agreements, particularly in hospitality settings such as event planning, vendor coordination, and client service negotiations.



Figure 5. Specifics of Business Negotiations in Entrepreneurship, Trade, and Logistics

This infographic 5 illustrates the key features that define business negotiations in the sectors of entrepreneurship, trade, and logistics. It highlights the importance of time sensitivity, clarity in contracts, intercultural awareness, logistics coordination, value proposition emphasis, regulatory compliance, and negotiation flexibility. Each of these elements reflects the dynamic and high-stakes environment in which such negotiations take place, emphasizing the need for strategic preparation, precise communication, and the ability to adapt to diverse stakeholder expectations and market demands.

**Summary:** In this topic, students learn how effective communication is at the heart of negotiation, a critical skill for entrepreneurs and managers who must make deals and resolve differences. We distinguish between integrative negotiations – collaborative approaches where parties seek mutually beneficial solutions – and distributive negotiations – competitive scenarios of dividing fixed resources. Students discover that integrative (win-win) tactics are often preferable for long-term business relationships (for example, negotiating partnerships or joint ventures so all parties gain value), whereas distributive (win-lose) tactics might apply to one-off situations like a single purchase price negotiation. The class walks through each phase of negotiation: how to prepare thoroughly by researching facts and defining one’s BATNA, how to start the negotiation with positive rapport, techniques for bargaining and making concessions, and how to close with clear agreement on terms. Emphasis is on *communication strategies during negotiations*, such as persuasive argumentation, effective questioning, and active listening to detect underlying interests. Students also learn to document and communicate the outcome to ensure both sides uphold their commitments. By understanding negotiation as a structured

communication process, graduates will be equipped to negotiate favorable outcomes for their business ventures while maintaining strong professional relationships.

#### **Practical Session 4: Practicing Negotiation in Business Settings**

##### Discussion Topic: “What Makes a Negotiation Successful?”

Students share experiences where they negotiated (e.g., salary, supplier terms, group project roles) and identify what contributed to success or failure—such as preparation, tone, or concessions. They reflect on how negotiation is used daily in hospitality, trade, logistics, and entrepreneurship.

##### Practical Assignment: Negotiation Role-Play

Students are paired into two parties with conflicting interests (e.g., hotel manager and tour operator, supplier and restaurant, logistics firm and client).

##### Tasks:

- Prepare negotiation goals and BATNA (Best Alternative to Negotiated Agreement)
- Identify positions vs. interests
- Conduct a timed negotiation
- Debrief as a class on tactics used, outcome fairness, and communication effectiveness

##### Case Study: “The Discount Dilemma”

A hotel sales manager is negotiating with a corporate client who demands a large discount for a group booking.

- Students:
- Identify negotiation strategy types used (distributive vs. integrative)
- Evaluate whether the final agreement serves both sides
- Suggest alternative strategies or added-value options to preserve price but satisfy client
- Reflect on how tone, concessions, and persuasion shaped the result

#### **Self-Study Questions for Theme 4: Negotiation Skills and Strategies**

1. What are the main stages of a negotiation process?
2. What is the difference between positions and interests in negotiation?
3. How does preparation affect the outcome of a negotiation?
4. What is BATNA, and why is it important?
5. How do negotiation styles (competitive vs. collaborative) influence interaction?
6. What tactics can help reach a win-win outcome?
7. What is the role of emotional control and active listening in negotiations?
8. How can hospitality or trade professionals deal with manipulative negotiation tactics?
9. How do cultural values impact negotiation expectations and strategies?
10. What role do persuasion and storytelling play in business negotiation?
11. How can negotiation help prevent conflict escalation in logistics or service contracts?

12. What are common mistakes in negotiations and how to avoid them?

### Interactive Assignments for Theme 4

#### 1. Matching Exercise – Key Negotiation Terms

A. Term	B. Definition
1. BATNA	a. Most desired result of the negotiation
2. ZOPA	b. Behaviors and preferences shown during negotiation
3. Concession	c. Zone where both parties' offers overlap
4. Negotiation Style	d. Trade-off or compromise given to the other side
5. Target Point	e. Best fallback option if agreement fails
6. Interest	f. Underlying reason or motivation behind a position

#### 2. True or False Quiz – Negotiation Strategy Concepts


- BATNA should be kept confidential unless it strengthens your leverage.
- Integrative negotiation is about claiming as much value as possible.
- Listening is more important than speaking in effective negotiations.
- Cultural differences rarely influence negotiation outcomes.
- Win-win outcomes mean both sides get everything they want.
- A ZOPA exists only when both parties have overlapping acceptable outcomes.

#### 3. Scenario-Based Challenge – “Supplier Showdown”

Scenario: A restaurant is negotiating with a food supplier for lower prices. The supplier resists due to rising costs.

##### Tasks:

- Identify negotiation positions and deeper interests
- Define each side's BATNA
- Suggest possible integrative solutions (e.g., long-term contract, co-branding, payment flexibility)

 Students write a 150–200 word strategy brief presenting negotiation options.

#### 4. Negotiation Simulation – “You’re the Logistics Account Manager!”

Scenario: You’re negotiating a year-long logistics contract with a retail chain. The client wants lower rates; you want to secure guaranteed volume and faster payment.

##### Tasks:

- Define your opening position, target, and BATNA
- Anticipate the client's interests
- Prepare persuasive talking points
- Conduct a short mock negotiation with a partner
- Reflect on whether the outcome was win-win or not, and why

 Students present negotiation strategy slides or submit written summary.

## **Theme 5: Advanced Negotiation Techniques and Influence**

### **Plan:**

**1. Tactical Approaches in Negotiations.** This section examines how different negotiation tactics are used depending on the negotiation goal and setting. For example, competitive bidding may require assertive strategies and firm deadlines, while building long-term partnerships calls for trust-building and mutual value creation. Students will compare distributive and integrative tactics and learn how to choose the appropriate approach based on the negotiation's complexity and relationship dynamics.

**2. Persuasion Techniques in Business Negotiations.** Students explore methods of influencing others ethically and effectively. These include logical persuasion through data and evidence, storytelling to build emotional resonance, credibility (ethos), and appeals to shared interests or values. The section emphasizes how to match the persuasion method to the audience's personality, communication style, and cultural background to maximize influence without manipulation.

**3. Common Negotiation Tactics and Countermeasures.** This part introduces frequently used "hardball" tactics such as high anchoring, deliberate delays, ultimatums, or bluffing. Students will study these tactics, their psychological underpinnings, and appropriate ways to counter them while maintaining professionalism. Role-play activities will demonstrate how to respond with calm questioning, tactical silence, or refocusing the discussion on mutual gains.

**4. Building Trust and Long-Term Relationships.** Emphasizing the human side of negotiation, this section explains the strategic importance of trust, rapport, and emotional intelligence in sustaining fruitful partnerships. Students will learn techniques for signaling reliability (e.g., follow-through, transparency), managing expectations, and fostering collaborative mindsets, especially when working across cultures or over long negotiation cycles.

**5. Dealing with Difficult Negotiators.** This section equips students with communication and emotional control strategies when facing aggressive, manipulative, or uncooperative counterparts. It includes defusing tense exchanges, reframing adversarial dialogue, using empathy, and applying principled negotiation to redirect talks toward win-win outcomes. Students also learn to identify red flags that may signal a need to walk away from the deal.

**6. Ensuring Agreement Implementation and Post-Negotiation Communication.** A negotiation doesn't end when the deal is signed. This part focuses on post-negotiation communication to ensure mutual understanding, clarify terms, monitor performance, and maintain goodwill. Topics include documenting agreements clearly, follow-up meetings, handling early misunderstandings, and aligning expectations through ongoing dialogue. This reinforces the idea that sustainable outcomes depend on effective communication beyond the bargaining table.



Figure 6. Tactics for Effective Negotiation

This infographic 6 illustrates four essential tactics that contribute to successful negotiation outcomes. These include:

Prepare Thoroughly – understanding objectives, alternatives, and facts.

Build Rapport – establishing trust and a respectful tone.

Use Persuasion – applying logic, credibility, or emotion to influence.

Counter Tactics Effectively – recognizing and responding to pressure strategies.

Together, these elements enable negotiators to navigate complex discussions and reach sustainable agreements.

**Summary:** Building on the basics, this topic equips students with advanced negotiation tactics and an understanding of influence. Students learn that beyond the broad strategy, the specific tactics used during bargaining can greatly affect outcomes. We explore persuasive communication methods – for instance, how telling a compelling story or framing a proposal in terms of the other party’s interests can sway a deal. The class reviews “hardball” tactics often encountered in tough negotiations, such as one party starting with an extreme anchor offer or using time pressure. Students discuss ethical boundaries (e.g., the difference between strategic bluffing and unethical lying) and practice responses to maintain integrity while protecting their interests. The importance of trust is underscored: even in a one-time negotiation, being seen as trustworthy can prevent impasses and facilitate creative solutions. Techniques for handling difficult negotiators are provided – for example, the T.A.C.T.I.C. method to defuse adversarial situations by staying calm, clarifying concerns, and steering back to problem-solving. By analyzing these advanced aspects, students become more adept at reading the negotiation room and guiding it toward positive results. Ultimately, a successful negotiator not only reaches an agreement but also communicates clearly in the follow-up so that both sides implement the terms as intended.

### **Practical Session 5: Advanced Negotiation and Influence in Action**

#### **Discussion Topic:**

“Ethics and Strategy in Tough Negotiations”

Students discuss real examples of negotiations where tactics like high anchoring, emotional appeals, or walking away were used. Were these tactics ethical? Did they work? How did persuasion or trust influence the result? Students reflect on how they

personally react to pressure and whether influence techniques can be used responsibly.

Practical Assignment:

Advanced Negotiation Simulation

Students work in pairs or teams in a high-stakes negotiation role-play:

Example scenarios:

- A hotel negotiates an exclusive partnership with a booking platform.
- A logistics provider wants better payment terms from a retail client.

Tasks:

- Define target outcomes, concessions, and walk-away points.
- Use at least two persuasive strategies (e.g., credibility, data, story).
- Identify and respond to hardball tactics (e.g., deadlines, silence, bluffing).
- Reflect on how trust, rapport, or influence affected the outcome.

Case Study:

“The Broken Trust Deal”

A tour operator promised favorable terms to a hotel chain but reneged after getting a better offer. Now the hotel is renegotiating future terms.

Tasks:

- Analyze trust-building failures and communication gaps.
- Identify how post-agreement communication could have preserved the relationship.
- Recommend a new negotiation strategy that balances firmness with collaboration.
- Discuss how influence (credibility, storytelling, shared values) could rebuild trust.

**Self-Study Questions for Theme 5: Advanced Negotiation Techniques and Influence**

1. What are the differences between distributive and integrative negotiation approaches?
2. How does storytelling influence a negotiation outcome?
3. What are common “hardball” negotiation tactics, and how can they be countered?
4. How does emotional intelligence support influence in business conversations?
5. In what ways can unethical influence undermine negotiation results?
6. Why is post-negotiation communication essential to business success?
7. How do credibility and likability affect persuasive power?
8. How can professionals manage difficult negotiators without escalating conflict?
9. What role does transparency play in trust-building during negotiations?
10. How should one adapt negotiation style based on the other party's behavior?

11. What is the impact of cultural expectations on acceptable negotiation tactics?

12. How can poor follow-up communication undermine a previously successful agreement?

### **Interactive Assignments for Theme 5**

#### 1. Matching Exercise – Negotiation and Influence Concepts

A. Term	B. Definition
1. Anchoring	a. Starting with an extreme position to influence negotiation range
2. Rapport	b. Mutual trust and connection developed during interaction
3. Bluffing	c. Pretending to offer or withhold a deal to gain advantage
4. Ethos	d. Credibility or authority used to influence others
5. Implementation Gap	e. Discrepancy between what was agreed and what is done
6. Post-Negotiation	f. Actions after a deal to ensure performance and satisfaction

#### 2. True or False Quiz – Influence and Persuasion


- Hardball tactics are always unethical and should be avoided.
- Persuasion can involve logic, emotion, and credibility.
- It's best to hide your BATNA to protect your position.
- Post-negotiation communication is only necessary in long-term deals.
- Emotional intelligence can reduce tension during negotiations.
- Anchoring early in a negotiation can set the tone for outcomes.

#### 3. Scenario-Based Challenge – “The Persuasion Puzzle”

Scenario: A restaurant owner negotiates with a food delivery platform to feature their business prominently. The platform wants a steep commission.

##### Tasks:

- Identify the best persuasive tactics the owner can use.
- Predict possible hardball tactics from the platform.
- Propose an influence strategy combining logic (sales data), emotion (impact on local customers), and credibility (positive reviews).

 Students write a 150-word persuasion pitch.

#### 4. Influence Simulation – “You’re the Sales Director!”

Scenario: You must convince a hotel executive board to adopt your team’s event proposal over a competitor’s offer.

##### Tasks:

- Build your case with data, visuals, and emotional appeal.
- Prepare answers to likely objections.
- Deliver a mock 5-minute persuasive presentation or pitch in pairs.
- Classmates give peer feedback on effectiveness, clarity, and influence techniques.

 Students submit pitch notes and reflect on what worked best and why.

## **Theme 6: Conflict Resolution and Difficult Conversations**

### **Plan:**

**1. Understanding Conflict in Business Settings.** This section explores the nature of conflict in the workplace. Students will examine common sources of conflict such as: poor communication or lack of clarity; conflicting goals between departments, teams, or partners; cultural misunderstandings (e.g., views on time, formality, authority); emotional triggers, stress, or competition over limited resources. The goal is to help students identify the early signs of conflict and prevent escalation.

**2. The Difference Between Healthy Debate and Disruptive Conflict.** This part emphasizes the distinction between constructive disagreement (which can foster creativity and innovation) and harmful conflict that undermines morale, trust, and performance. Students will: learn to recognize when a disagreement becomes destructive; identify verbal and non-verbal signs of toxic communication; model how to conduct respectful professional debates without aggression.

**3. Techniques for Managing and Resolving Conflicts.** This section introduces structured methods for conflict resolution: Mediation – where a neutral party helps resolve disputes; Facilitation – guided discussion led by a facilitator to ensure fairness and structure; Win-win negotiation – identifying shared interests and crafting solutions that benefit both sides. Students will also be introduced to frameworks such as the Thomas-Kilmann Conflict Mode Instrument (competition, collaboration, compromise, avoidance, accommodation) and their application in real scenarios.

**4. Communication in Conflict.** Students will develop strategies for maintaining control during tense conversations, including: using neutral, non-judgmental language; practicing active listening to understand the other party's viewpoint; asking clarifying questions to reduce misunderstandings; managing tone, body language, and emotional reactions. This topic emphasizes how thoughtful communication can defuse tension and promote mutual understanding.

**5. Giving and Receiving Feedback or Criticism Constructively.** In this section, students will: explore structured feedback techniques, such as the “feedback sandwich” (positive–constructive–positive); learn how to provide clear, specific, and actionable feedback without offending others; understand how to receive criticism professionally, without defensiveness; reflect on how frequent, respectful feedback creates a healthy communication culture.

**6. Navigating Difficult Conversations with Professionalism and Empathy.** This final part focuses on preparing students for high-stakes or uncomfortable business conversations, including: performance reviews; termination discussions; contract renegotiations; handling upset customers or partners. Students will be taught how to structure difficult conversations with empathy, clarity, and focus on solutions. Emphasis is placed on preparation, emotional intelligence, and maintaining a respectful tone.



Figure 7. Figure 7. Conflict Resolution Techniques Map

This diagram outlines a structured approach to resolving conflict in business environments. It begins by identifying the source of conflict (e.g., miscommunication, unmet expectations, personal differences). Once a conflict is recognized, the diagram presents three escalating resolution techniques:

**Direct Communication** – Encouraging open dialogue between parties involved to clarify misunderstandings and express concerns using neutral language and active listening.

**Facilitated Discussion** – Involving a team leader or HR mediator to structure the conversation, ensuring fairness, emotional control, and solution-seeking behavior.

**Formal Mediation or Intervention** – If previous efforts fail, a trained mediator or third party steps in with a structured process, helping parties negotiate mutually acceptable outcomes while preserving workplace relationships.

The final section illustrates post-resolution follow-up, which includes documenting agreements, setting expectations, and monitoring behavior to prevent future conflict.

This map helps students and professionals visualize the escalation process in managing workplace disputes and choosing the least confrontational but most effective method at each stage.

**Summary:** This topic focuses on using communication as a tool to resolve conflicts in professional and organizational contexts. Conflict is inevitable in entrepreneurship and trade (e.g., between business partners, within teams, or with clients), but effective communicators can turn conflicts into opportunities for improvement. Students learn to identify root causes of conflict – often, they stem from poor communication or misaligned expectations. The topic introduces models of conflict resolution, such as interest-based problem solving (similar to integrative negotiation) and the use of third-party mediators when appropriate. A major emphasis is on how to communicate during conflict: maintaining composure, choosing words carefully, and demonstrating empathy. We highlight techniques like using “I” statements (to express concerns without blaming), paraphrasing the other person’s viewpoint to show understanding, and focusing on solutions rather than

past mistakes. The art of giving constructive feedback is also covered – for example, managers learn to communicate criticism in private, focusing on specific behaviors and improvement, which makes it more likely to be accepted. Conversely, students practice receiving criticism without defensiveness by seeking to understand and not taking it personally. By mastering these skills, students will be prepared to handle difficult conversations (such as negotiating a conflict between team members or delivering bad news) in a way that preserves relationships and finds resolution. This directly supports learning outcomes related to solving problems under uncertainty and risk, as conflict situations are often fraught with uncertainty and high emotions.

### **Practical Session 6: Navigating Conflict and Difficult Conversations in Business**

#### Discussion Topic:

“When Communication Escalates Conflict”

Students discuss real-life examples where miscommunication or poor delivery worsened a workplace disagreement or customer complaint. What could have been done differently? What role do tone, timing, and empathy play in conflict resolution? Students reflect on how they personally handle confrontation and feedback.

#### Practical Assignment: Conflict Management Role-Play

Students pair up to act out a workplace conflict scenario, such as:

- A supervisor giving negative performance feedback to an underperforming employee.
- A team member confronting a colleague for missing deadlines.
- A hospitality manager addressing a guest complaint about poor service.

#### Tasks:

- Prepare and rehearse the conversation, focusing on emotional control, neutral language, and active listening.
- Try to de-escalate tension and reach a respectful resolution.
- Switch roles to experience both perspectives.
- Class reflection on what communication strategies helped or harmed the resolution process.

#### Case Study: “The Burned Bridge Between Partners”

A logistics company had a long-standing contract with a retail chain, but due to frequent delivery issues and lack of clear communication, the contract was terminated abruptly. Now the logistics firm wants to reopen negotiations.

#### Students:

- Identify where communication failed (e.g., lack of transparency, ignoring feedback).
- Suggest how difficult conversations during the conflict could have prevented escalation.
- Propose a resolution approach: What should be communicated? How? When?

- Discuss the role of empathy and accountability in rebuilding damaged relationships.

### **Self-Study Questions for Theme 6: Conflict Resolution and Difficult Conversations**

1. What are the common causes of conflict in business environments?
2. How can cultural misunderstandings contribute to workplace conflict?
3. What is the difference between constructive conflict and toxic conflict?
4. What are the stages of conflict escalation, and how can they be interrupted?
5. How can neutral language and tone help de-escalate difficult conversations?
6. What is active listening, and why is it critical in resolving disagreements?
7. How can feedback be delivered constructively to avoid defensiveness?
8. What are the risks of avoiding conflict altogether in team settings?
9. How can emotional intelligence help in navigating high-stakes conversations?
10. What is the role of facilitation or mediation in complex conflicts?
11. How can hospitality professionals manage angry or dissatisfied customers effectively?
12. What communication techniques support transparency during contract termination or job dismissal?

### **Interactive Assignments for Theme 6**

#### 1. Matching Exercise – Conflict Communication Terms

A. Term	B. Definition
1. Mediation	a. A neutral third party helps facilitate dialogue and resolution
2. Active Listening	b. Fully concentrating and responding to what the other person is saying
3. Neutral Language	c. Non-judgmental vocabulary that avoids blame
4. Constructive Feedback	d. Comments that help improve performance without creating defensiveness
5. Escalation	e. A conflict intensifying due to poor communication or emotional reactions
6. Emotional Intelligence	f. Recognizing and managing emotions to foster productive interactions


#### 2. True or False Quiz – Conflict Resolution Essentials

- All conflict is harmful and should be avoided.
- Giving feedback publicly improves accountability.
- Mediation is a useful strategy when direct conversations fail.
- Active listening requires summarizing what the other person has said.
- Conflict resolution always means compromise.
- Difficult conversations can improve trust when handled well.

### 3. Scenario-Based Challenge – “The Angry Guest Review”

Scenario: A guest posts a negative online review claiming their complaints were ignored by hotel staff. The manager wants to respond publicly and resolve the issue offline.


Tasks:

- Write a professional, empathetic response to the guest.
  - Identify where the communication with the guest may have failed.
  - Suggest internal communication improvements for front desk staff.
-  Students submit the written response and short reflection (100–150 words).

### 4. Simulation – “You’re the HR Lead”

Scenario: You must hold a difficult conversation with an employee who is underperforming and frequently late.

Tasks:

- Structure the conversation using the SBI (Situation-Behavior-Impact) feedback model.
  - Practice emotional regulation and assertive but respectful tone.
  - Anticipate possible reactions and prepare appropriate responses.
  - Rehearse the conversation in pairs and receive peer feedback.
-  Students submit a script and a short reflection on how the conversation felt.

## Theme 7: Internal Communications and Leadership

### Plan:

#### 1. Internal communication systems and tools.

This point introduces the primary internal communication channels within organizations – such as team meetings, emails, intranet platforms, newsletters, and internal social networks. It highlights the strengths and limitations of each in terms of timeliness, reach, and interactivity.

**2. Role of communication in leadership and management.** Covers how leaders and managers use communication to set vision, align teams with company goals, clarify expectations, and influence behavior. Includes examples of inspirational communication and strategic messaging from executives.

**3. Communication for employee engagement and motivation.** Explores how internal communication can motivate staff, foster belonging, and enhance morale. Focuses on feedback mechanisms, recognition, goal communication, and emotional connection with the workforce.

**4. Internal PR and corporate culture.** Explains how companies use communication to promote their values, mission, and organizational identity among employees. Discusses internal branding, storytelling, and communication during onboarding or change initiatives to shape desired culture.

**5. Vertical and horizontal communication flows.** Discusses downward (manager-to-employee), upward (employee-to-manager), and horizontal (peer-to-peer) communication. Emphasizes the importance of two-way communication, employee feedback loops, and breaking silos between departments.

**6. Communicating change and crisis internally.** Focuses on how organizations inform staff about restructuring, policy shifts, or emergencies. Highlights transparent, timely, and empathetic messaging that reduces uncertainty and supports smooth adaptation to change.

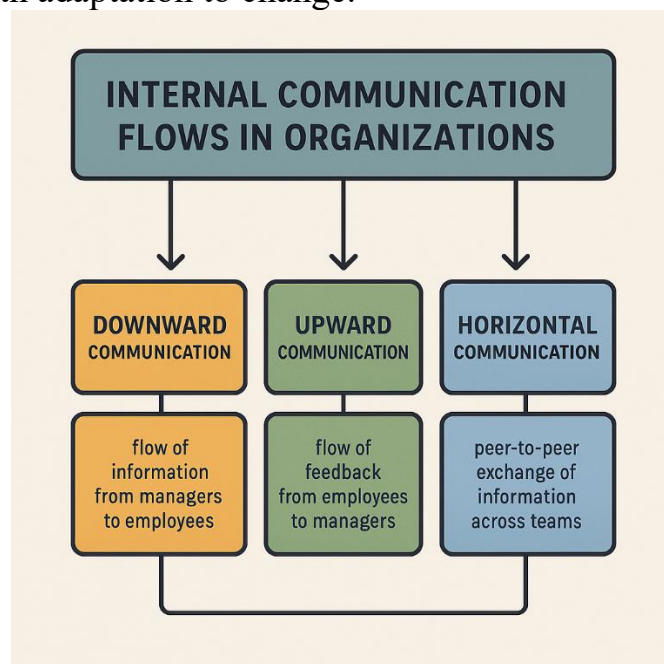


Figure 8. Internal Communication Flows in Organizations

This diagram 8 illustrates the three primary directions of communication inside organizations:

Downward Communication involves information flowing from managers or executives to employees, typically including instructions, expectations, or organizational updates.

Upward Communication represents the flow of feedback and information from employees to higher management, supporting decision-making and employee voice.

Horizontal Communication occurs between peers or departments, facilitating collaboration, coordination, and problem-solving across functional areas.

Effective integration of these flows enhances transparency, employee engagement, and operational coherence.

**Summary:** In this topic, students examine how effective internal communication is a cornerstone of good leadership and successful business operations. Communication within a company – often termed internal PR or employee communication – ensures that everyone from top management to front-line staff are informed, engaged, and working towards common goals. Students learn about formal internal communication channels like memos, internal newsletters, town hall meetings, as well as informal channels like team chats and suggestion boxes. We discuss how leaders use communication to build culture and trust – for example, articulating a clear vision and repeatedly sharing it so employees understand their purpose. Research shows that when employees receive regular, transparent communication from leaders, they are far more engaged and productive. In fact, informed employees are 4 times more likely to be engaged at work, which can greatly improve organizational performance. Students also discover the importance of two-way communication: leaders must not only transmit messages but also listen to employee feedback and foster an environment where people feel comfortable speaking up (addressing GC4, the ability to communicate with all professional levels). The topic covers how to communicate internal changes or crises – emphasizing honesty and consistency to maintain credibility. For instance, if a company must undergo a restructuring, effective internal communication can reduce uncertainty and rumors, keeping morale steadier. By the end of this topic, students appreciate that internal communication isn't just “nice to have” – it's a strategic tool that can motivate teams, align efforts, and ultimately drive better business results.

### **Practical Session 7: Communicating Vision, Change, and Motivation Inside the Organization**

#### Discussion Topic:

“What Makes Internal Communication Motivating or Demotivating?”

Students discuss examples of internal communication (emails from leadership, staff meetings, newsletters) that either inspired them or made them feel disengaged. What made the message effective or not? How do transparency, tone, and inclusiveness impact team morale?

#### Practical Assignment: Internal Communication Scenario Role-Play

Students form teams to simulate an internal communication scenario:

A company is announcing a major change (e.g., new dress code policy, department restructuring, or new leadership).

One student acts as the manager delivering the message; others act as staff members reacting.

Tasks:

- Draft and deliver a short internal memo or announcement.
- Anticipate possible concerns or questions from employees.
- Use techniques like positive framing, acknowledgment of concerns, and a clear call to action.
- Reflect on how the message and tone influenced reactions and engagement.

Case Study: “When Silence Speaks Louder – A Missed Announcement”

A growing hotel chain implements a new performance-based bonus system without informing employees clearly. Rumors spread, morale drops, and resignations increase.

Students:

- Identify internal communication failures (e.g., top-down only, no feedback loop, lack of clarity).
- Suggest how the leadership should have communicated the policy (timing, tone, content).
- Redesign the communication strategy to regain employee trust and improve transparency.

**Self-Study Questions for Theme 7: Internal Communications and Leadership**

1. What are the main types of internal communication channels in organizations?
2. How does leadership style influence internal communication tone and frequency?
3. What communication techniques foster employee engagement and trust?
4. Why is feedback from employees essential for leadership communication?
5. What are common barriers to transparent internal communication?
6. How can managers communicate unpopular decisions with empathy and clarity?
7. What is internal public relations, and how does it shape corporate culture?
8. How do downward, upward, and horizontal communication flows differ?
9. What role does internal communication play in crisis or change management?
10. How can leaders use communication to inspire and motivate teams?
11. What are signs of poor internal communication, and how can they be addressed?
12. How can internal newsletters or digital dashboards enhance transparency?

**Interactive Assignments for Theme 7**

## 1. Matching Exercise – Internal Communication Terms

A. Term	B. Definition
1. Downward Communication	a. Messages sent from management to employees
2. Upward Communication	b. Employee feedback and reports to leadership
3. Internal PR	c. Promoting values and culture within the organization
4. Feedback Loop	d. Ongoing two-way communication ensuring clarity
5. Engagement	e. Emotional and behavioral involvement of employees
6. Horizontal Communication	f. Communication among peers or departments on the same level

## 2. True or False Quiz – Internal Communication Concepts


- Internal communication only concerns formal reports and meetings.
- Leaders should communicate only when major changes happen.
- Employee motivation can be influenced by tone and clarity of communication.
- Upward communication is less important than downward communication.
- Recognizing employee contributions can improve internal morale.
- Digital platforms can help create open and fast communication internally.

## 3. Scenario-Based Challenge – “The Mysterious Change”

Scenario: Staff at a logistics company suddenly receive a new workflow tool without explanation. Confusion and resistance follow.

### Tasks:

- Identify what leadership failed to communicate.
- Draft a message that should have been sent before the change.
- Suggest a feedback mechanism for employee concerns.


 Submit a revised internal communication plan with key points and delivery method.

## 4. Simulation – “You’re the Team Leader!”

Scenario: Your hotel is expanding, and you must inform your department about new roles and increased responsibilities.

### Tasks:

- Prepare an email or speech introducing the changes with transparency and motivation.
- Include expected benefits, challenges, and opportunities for staff input.
- Role-play the announcement and answer team questions.
- Reflect on how your communication style impacted reactions.

 Submit a script and short reflection on message clarity and emotional tone.

## **Theme 8: Written Business Communication**

### **Plan:**

**1. Importance of Clear and Professional Writing in Business.** This section emphasizes how effective writing supports professional credibility, clear internal operations, and successful external relationships. Students will explore how poor writing can damage a company's image, delay decisions, or cause miscommunication with clients or partners.

**2. Structure and Format of Common Business Documents.** Students will learn the standard formats of business letters, emails, memos, proposals, and reports. Emphasis is placed on document layout, logical structure (introduction, body, conclusion), and appropriate use of headings, bullet points, and closing statements.

**3. Writing Style Guidelines: Clarity, Brevity, Tone, and Correctness.** This topic focuses on writing that is clear, concise, polite, and grammatically correct. Students will practice using short, direct sentences, maintaining a professional tone, avoiding jargon or slang, and proofreading to ensure accuracy.

**4. Email Etiquette and Professional Correspondence.** Covers the essentials of proper email writing: informative subject lines, appropriate greetings and closings, organized body text, correct use of CC/BCC, and formatting for readability. Students also learn what not to do in emails—such as using all caps, excessive punctuation, or emotional language.

**5. Crafting Persuasive Written Messages.** This section teaches students how to write persuasive texts, such as sales emails, proposals, or executive summaries. Key elements include building a clear argument, appealing to logic and emotion, demonstrating value, and using strong call-to-action statements.

**6. Avoiding Misunderstandings in Writing.** Students will explore how misinterpretations can arise in written communication due to ambiguous wording, unclear tone, or lack of context. They will learn techniques for tone checking, simplifying language, and requesting clarification to prevent misunderstandings.

**7. Trends in Digital Written Communication.** Focuses on modern platforms such as workplace instant messaging, project management tools, and social media. Students learn how to remain professional while using informal formats, write concise messages for fast-paced digital environments, and maintain brand voice online.

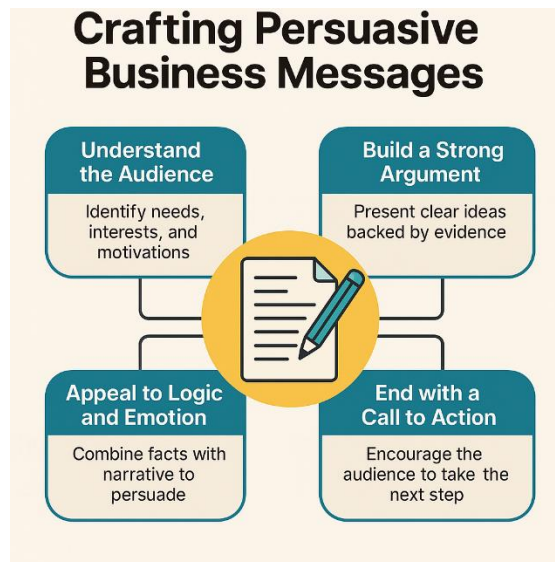


Figure 9. Crafting Persuasive Business Messages: Key Elements

This infographic 9 illustrates the essential components of a persuasive business message. At the core is a clear purpose - every persuasive message should begin with a defined goal (e.g., to convince, influence, or prompt action). Around this, the diagram outlines five supporting elements:

**Audience Focus** – Tailoring the message to the reader’s needs, interests, and values.

**Credibility** – Demonstrating trustworthiness and authority through facts, past success, or testimonials.

**Clarity & Structure** – Organizing the message with a logical flow (e.g., introduction, benefits, call to action) and using concise, professional language.

**Emotional Appeal** – Using relatable examples, storytelling, or empathetic tone to connect with the reader.

**Call to Action** – Clearly stating the next step you want the reader to take, such as replying, scheduling a meeting, or making a purchase.

Together, these elements help create written business communication such as emails, proposals, and letters - that is not only informative but also impactful and persuasive.

**Summary:** This topic equips students with the skills to excel in written communication, which remains a dominant mode of business interaction. Even in the era of video calls and messaging apps, written documents like emails, reports, and contracts carry significant weight and are often permanent records of business decisions. Students learn how to structure their writing logically and use a style that is clear and concise, since busy professionals value brevity. We cover the conventions of different formats – for instance, how a formal business letter’s tone and structure might differ from an internal email. Email etiquette is given special attention: guidelines such as using informative subject lines, proper greetings, and proofreading to avoid errors are discussed. Common mistakes, like accidentally “Replying All” when not intended, or sending emails with missing attachments, are highlighted with tips to avoid them. The topic also touches on modern written communication challenges: writing for instant messaging (keeping it professional

yet cordial) and the careful approach needed for any public or external writing (like a social media update from a company account). We emphasize the need to consider tone – because written words can often be misinterpreted without vocal cues, professionalism and courtesy must be evident. By reviewing and practicing well-crafted writing, students will sharpen their ability to convey information and ideas effectively on paper or screen, a skill critical for tasks like proposal writing, reporting to stakeholders, or simply collaborating via email.

## **Practical Session 8: Mastering Written Communication for Professional Impact**

### Discussion Topic:

“When Writing Helps - or Hurts - Business Relationships”

Students discuss examples of emails, letters, or reports they have received or sent that either created clarity or led to confusion, frustration, or conflict. They explore what contributed to effectiveness (e.g., subject lines, clarity, tone) or miscommunication (e.g., ambiguity, poor grammar, inappropriate style).

### Practical Assignment: Email Writing Simulation

Students work in pairs to complete the following task:

Scenario: You are a restaurant manager responding to a customer complaint via email about a delayed delivery and missing items from their recent online order.

### Tasks:

- Compose a professional, empathetic email response that acknowledges the issue and offers a resolution.
- Use appropriate formatting, subject line, greeting, and closing.
- Ensure the tone is polite, clear, and customer-focused.
- Exchange with another pair to review tone, grammar, clarity, and offer constructive feedback.

### Case Study: “The Unopened Proposal”

A hospitality consultant sent a detailed proposal via email to a potential hotel partner. The recipient never responded, claiming the message was too long and lacked clarity on key points.

### Tasks:

- Identify what went wrong in the message’s structure and tone.
- Redesign the proposal summary using bullet points, headers, and a more engaging opening.
- Suggest subject lines and follow-up strategy to improve response rate.
- 

## **Self-Study Questions for Theme 8: Written Business Communication**

1. What are the key differences between formal and informal business writing?
2. Why is tone important in written communication, and how can it be misinterpreted?
3. What are the key components of a professional business email?
4. How does grammar and punctuation affect credibility in business writing?
5. What are some best practices for structuring business letters and memos?
6. How can writers ensure clarity and avoid ambiguity in business messages?

7. Why are proofreading and editing essential before sending a message?
8. How can persuasive writing techniques enhance sales and proposal documents?
9. What is email etiquette, and how does it differ from instant messaging at work?
10. How can communication misunderstandings arise in written formats?
11. What trends are shaping written communication in digital business environments?
12. How can templates and style guides support written communication consistency?

### **Interactive Assignments for Theme 8**

#### 1. Matching Exercise – Elements of Effective Writing

A. Term	B. Definition
1. Subject Line	a. A concise title that previews message content
2. Persuasive Appeal	b. Use of logic, credibility, or emotion to influence the reader
3. Formal Tone	c. Style used in official documents, often detached and respectful
4. Proofreading	d. Final check for grammar, clarity, and tone before sending
5. Executive Summary	e. Brief, high-level overview of a longer report or proposal
6. Signature Block	f. Professional closing with name, title, and contact info

#### 2. True or False Quiz – Business Writing Essentials


- Clear writing always includes long, detailed explanations.
- A professional email should avoid contractions and informal phrases.
- The subject line is optional if the email is short.
- Emojis are always appropriate in written workplace messages.
- Bullet points help improve readability in business communication.
- A business letter typically includes a greeting, body, and closing.

#### 3. Scenario-Based Challenge – “Lost in Translation”

**Scenario:** A hotel administrator sends a message about a new employee schedule. The wording is vague and the message tone sounds dismissive. Several employees misinterpret it, leading to confusion and complaints.

##### Tasks:


- Rewrite the message to ensure clarity, warmth, and professionalism.
- Identify common tone or formatting errors that may have contributed to misinterpretation.

 Submit the revised message and a short explanation of how it improves clarity and tone.

#### 4. Simulation – “You’re the Sales Assistant!”

**Scenario:** You are sending a persuasive follow-up email to a client who expressed interest in booking a holiday event at your restaurant but hasn’t responded.

Tasks:

- Write a concise, well-structured follow-up email that reiterates the benefits of your offer.
- Use persuasive writing techniques (e.g., highlighting value, limited-time offer, testimonial).
- Peer review in pairs: assess clarity, tone, and professionalism.
-  Submit final email draft and a short note on what persuasive elements you used and why.

## **Theme 9: Public Speaking and Business Presentations**

### **Plan:**

**1. The Importance of Public Speaking Skills for Business Leaders and Entrepreneurs.** This section highlights how strong public speaking skills enhance leadership presence, inspire teams, persuade investors, and elevate brand image. Students will explore various business contexts where speaking skills are essential: board meetings, client pitches, networking events, press briefings, and conferences.

**2. Overcoming Stage Fright and Speaker's Anxiety.** Focuses on psychological and physiological aspects of public speaking fear. Students will learn techniques to manage nervousness such as deep breathing, visualization, positive self-talk, and physical preparation. Emphasis is placed on building confidence through rehearsal and mindset shifts.

**3. Audience Analysis: Knowing Your Audience and Tailoring Your Message.** Teaches students how to analyze the expectations, knowledge level, and priorities of different audiences (e.g., investors, clients, employees). They'll learn how to adapt tone, language, content depth, and examples to match the audience and make communication more relevant and impactful.

**4. Structuring Presentations: Openings, Body, and Conclusions.** Introduces students to clear and effective presentation structure. Topics include crafting strong openings (hooks, quotes, statistics), logical development of ideas (using transitions and examples), and powerful conclusions (calls to action, summaries, key takeaways).

**5. Use of Visual Aids Effectively.** Focuses on the role of visuals (slides, images, infographics, graphs) in enhancing clarity. Students will learn design principles like the "less is more" rule, use of legible fonts, appropriate color contrast, and avoiding overcrowded slides. Tools like PowerPoint, Canva, and Prezi may be explored.

**6. Verbal and Non-Verbal Delivery Skills.** Covers the delivery elements of presentations: how to modulate voice (tone, pace, volume), use clear articulation, maintain steady eye contact, and control gestures and posture. The goal is to communicate credibility, clarity, and enthusiasm through both verbal and body language.

**7. Engaging the Audience: Storytelling, Rhetorical Questions, and Q&A Handling.** Equips students with tools to actively involve their audience. They will explore how storytelling makes data relatable, rhetorical questions stimulate reflection, and how to professionally handle questions and feedback during live presentations to maintain authority and connection.

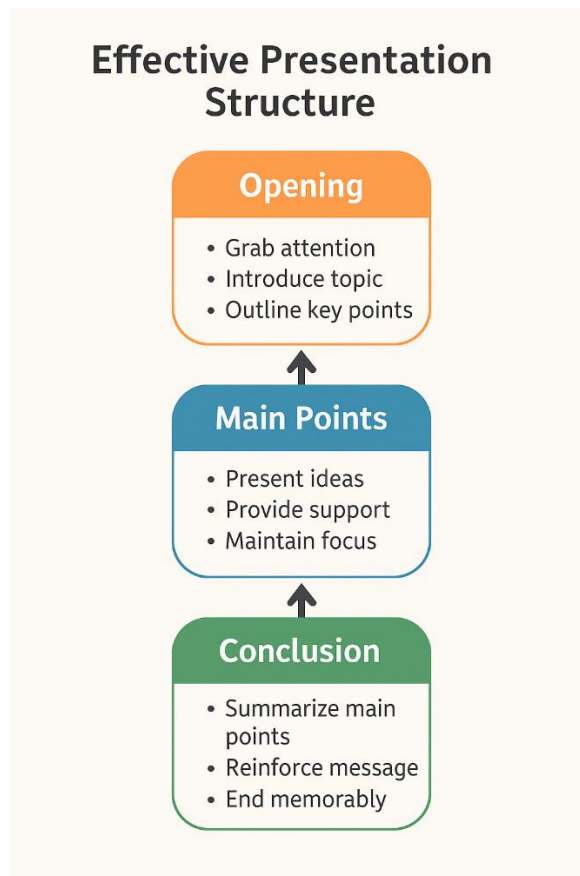


Figure 10. Effective Presentation Structure

This infographic 10 illustrates the three essential components of a powerful business presentation:

**Opening:** Start strong by grabbing attention, introducing the topic clearly, and outlining key points to guide the audience.

**Main Points:** Present ideas logically, support them with evidence or visuals, and stay focused to keep the audience engaged.

**Conclusion:** Reinforce the message by summarizing key ideas, delivering a clear final thought, and ending memorably to leave a lasting impression.

A well-structured presentation helps ensure clarity, confidence, and maximum impact in professional public speaking scenarios.

**Summary:** In this topic, students develop the skills to communicate confidently and effectively in front of an audience – a critical ability for pitching business ideas, leading meetings, or representing their company publicly. We acknowledge that fear of public speaking is common (studies suggest up to 75% of people have some level of anxiety about it), and we address methods to overcome this glossophobia. Techniques such as thorough preparation, practicing with smaller audiences, breathing exercises, and positive visualization are introduced to help manage nerves. The course then moves into the craft of presentations: starting with understanding the audience’s interests and knowledge level so the talk can be tailored appropriately. Students learn how to organize content in a logical, compelling way – for example, grabbing attention in the introduction, using the body of the presentation to convey key points with evidence, and ending with a memorable

conclusion or call-to-action. We discuss delivery techniques: voice modulation to avoid a monotone, maintaining eye contact to connect with listeners, using natural gestures, and the effective use of pauses. Non-verbal cues are important – even posture and facial expressions can influence how a message is received. Use of visual aids is also covered; students are cautioned against common mistakes like cluttered slides or merely reading off the screen. Instead, visuals should complement the speech, not overwhelm it. Lastly, the topic covers engaging the audience – from asking questions, incorporating anecdotes or stories for relatability, to handling audience questions with confidence and respect. By mastering these aspects, students will be prepared to deliver professional presentations – whether pitching a startup to investors, speaking at a trade conference, or briefing their own team – in a manner that is persuasive and credible.

### **Practical Session 9: Mastering Public Speaking and Business Presentation Skills**

#### Discussion Topic:

“What Makes a Business Presentation Memorable?”

Students share examples of business presentations (e.g., team updates, investor pitches, training sessions) that stood out positively or negatively. Discussion focuses on structure, delivery, visuals, and speaker confidence. What strategies help keep the audience engaged? What causes disengagement?

#### Practical Assignment: Mini-Presentation Simulation

Scenario: You are presenting a new service concept at a hospitality industry expo or pitching a logistics solution to a potential corporate client.

#### Tasks:

- Prepare a short 3–5 minute business presentation.
- Structure your talk: hook, body, key takeaways, and closing.
- Design 3 slides to support your message (title, visuals/data, and summary).
- Practice vocal tone, body language, and engagement techniques.
- Deliver presentation to classmates or in small groups.
- Receive peer and instructor feedback on clarity, confidence, and delivery.

#### Case Study: “The Boring Pitch”

A startup founder delivered a hotel automation software pitch at an investor event. The product was strong, but the presentation failed—too many slides, a flat voice, and no clear storyline.

#### Tasks:

- Analyze what went wrong: structure, tone, audience focus, visuals?
- Rewrite the pitch introduction and closing to better capture attention.
- Recommend improvements in visual support and vocal delivery.
- Discuss how presentation delivery can affect the perceived value of an idea.

### **Self-Study Questions for Theme 9: Public Speaking and Business Presentations**

1. What are the key components of a well-structured business presentation?

2. How can public speaking anxiety be managed before and during a presentation?
3. What role does audience analysis play in effective speaking?
4. Why is storytelling an effective tool in business communication?
5. How should presenters use visual aids to support (not distract from) their message?
6. What vocal techniques enhance clarity and engagement?
7. How does non-verbal communication influence audience perception?
8. How can presenters encourage interaction and handle Q&A sessions professionally?
9. What are common pitfalls in slide design, and how can they be avoided?
10. Why is rehearsal essential to public speaking success?
11. How can professionals adapt their presentation style to different audiences (investors vs. team)?
12. What strategies can help make a message memorable during a public talk?

### **Interactive Assignments for Theme 9**

#### 1. Matching Exercise – Presentation Concepts

A. Term	B. Definition
1. Opening Hook	a. A tactic to grab the audience’s attention at the start
2. Call to Action	b. Clear next steps proposed at the end of the presentation
3. Visual Aid	c. Slide, image, or prop that supports the speaker’s message
4. Vocal Modulation	d. Variation in pitch, volume, and pace for emphasis
5. Body Language	e. Non-verbal communication through posture, gestures
6. Rehearsal	f. Practice that improves confidence and fluency

#### 2. True or False Quiz – Public Speaking Essentials


- A strong presentation should always include detailed text on slides.
- Eye contact can build audience trust and keep engagement high.
- The speaker’s posture and gestures affect how the message is received.
- Public speaking success depends only on the quality of the visuals.
- A nervous speaker should focus on message and breathing, not perfection.
- You should avoid storytelling in formal business presentations.

#### 3. Scenario-Based Challenge – “Investor or Intern?”

**Scenario:** A hospitality tech entrepreneur gives the same pitch to an investor and a group of new interns. The presentation doesn’t resonate with either audience.

##### Tasks:

- Identify why the message failed to connect.
- Adapt the same message for each audience: write 2 opening lines tailored for each.
- Suggest changes in tone, language complexity, and call-to-action.


 Submit rewritten openings and a brief note explaining your choices.

#### 4. Simulation – “You’re the Speaker!”

Scenario: You are scheduled to deliver a presentation at a tourism and logistics forum. Your goal is to promote a new sustainable logistics strategy.

Tasks:

- Draft an outline: intro, key points, supporting data, and conclusion.
- Design 2–3 supporting slides using visual best practices.
- Practice voice, pacing, and gestures in class or peer groups.
- Reflect on your confidence level before and after practice.

 Submit slide deck and a short reflection on delivery challenges and improvements.

## **Theme 10: Communication in Crisis and Uncertain Situations**

### **Plan:**

**1. The Nature of Crises and High-Risk Scenarios in Business.** This section defines what constitutes a business crisis or uncertainty (e.g., operational failure, cyber-attack, supply chain disruption, natural disaster, or public backlash). It explores the consequences of poor communication during crises and emphasizes the role of clear messaging in minimizing damage and maintaining operational continuity.

**2. Crisis Communication Principles: Being Proactive, Transparent, and Timely.** Students will learn the three pillars of crisis communication: preparing early, speaking honestly and clearly, and communicating promptly. Case examples (both successful and failed) will show how timing and honesty shape public and stakeholder perception during crisis events.

**3. Developing a Crisis Communication Plan.** This point focuses on creating a structured response framework. Students study components such as defining communication roles (e.g., spokesperson, media liaison), crafting consistent messages, selecting appropriate channels (press releases, internal alerts, etc.), and simulating response scenarios to test readiness.

**4. Communicating with Stakeholders Under Uncertainty.** Crisis communication isn't one-size-fits-all. Students explore how to tailor messages to different audiences — including employees (to reduce panic), customers (to maintain loyalty), media (to manage reputation), and regulators (to ensure compliance). Emphasis is placed on tone, clarity, and audience sensitivity.

**5. Maintaining Trust and Credibility During Crisis.** This section highlights the importance of trust-building actions during a crisis: taking responsibility, admitting errors when necessary, sharing verified facts, avoiding rumors, and staying calm under scrutiny. Techniques for leadership visibility and message consistency are emphasized.

**6. Use of Empathy and Reassurance in Crisis Messaging.** Students learn how to humanize crisis communication by showing care for those affected, acknowledging concerns, and offering reassurance about recovery efforts. This involves both verbal and non-verbal cues (e.g., compassionate language, calming tone) to reduce fear and restore confidence.

**7. Learning from Crises: Post-Crisis Communication and Recovery.** After the immediate danger passes, communication continues. This final section teaches how to restore brand image and stakeholder relationships by providing updates on corrective actions, acknowledging lessons learned, and showing commitment to transparency through follow-up reports or public statements.

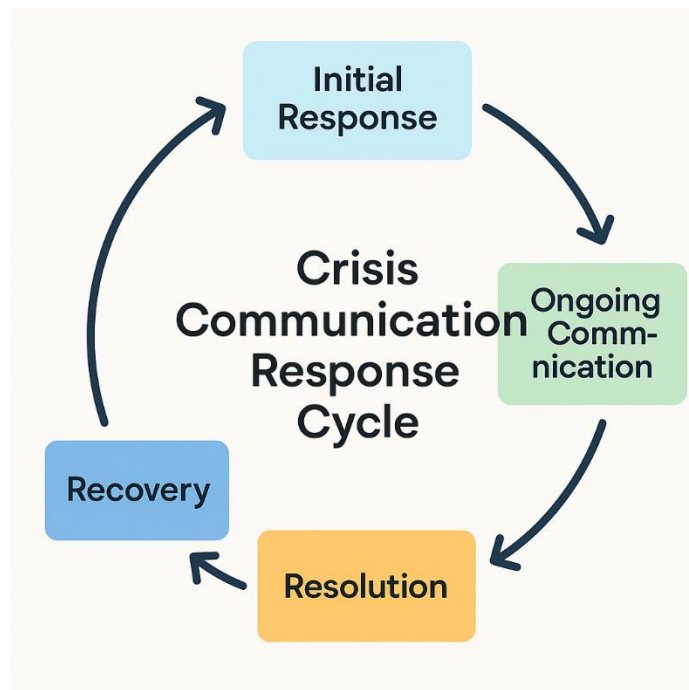


Figure 11. Crisis Communication Response Cycle

This diagram 11 illustrates the key stages of an effective crisis communication strategy in business environments. It follows a cyclical model emphasizing continuous learning and adaptation. The stages include:

**Risk Assessment** – Identifying potential threats and vulnerabilities that may lead to crises.

**Preparation and Planning** – Developing communication protocols, assigning spokespersons, and establishing internal and external communication channels.

**Crisis Detection** – Monitoring for early warning signs through media, customer feedback, or internal reports.

**Initial Response** – Delivering the first public statements, confirming awareness of the issue, and activating the communication team.

**Ongoing Communication** – Providing timely, transparent updates to stakeholders (employees, media, customers, regulators), addressing misinformation, and managing emotions.

**Resolution and Recovery** – Announcing the end of the crisis, implementing solutions, and showing accountability.

**Post-Crisis Evaluation** – Reviewing communication performance, identifying lessons learned, and updating the crisis communication plan.

Together, these steps ensure organizations remain transparent, credible, and resilient in times of uncertainty.

**Summary:** The final topic addresses how businesses should communicate during crisis situations or times of great uncertainty, directly tying into the learning outcome of problem-solving under unpredictable conditions. In a crisis – such as a major product failure or a public controversy – how and what a company communicates can significantly influence the outcome and public perception. Students learn that in crises, there is a premium on swift, truthful communication: it’s vital for organizations to “own the narrative” with honest and frequent updates

rather than remaining silent and letting rumors fill the void. Key principles like transparency, consistency, and empathy are discussed. For instance, we examine examples of good crisis responses where companies acknowledged issues, kept stakeholders informed regularly, and maintained credibility, versus bad responses where delays or dishonesty worsened the fallout. Students are introduced to the components of a crisis comm plan, including identifying spokespersons, preparing holding statements, and using multi-channel communication (press conferences, social media, email) to reach audiences quickly. They also consider the internal aspect: communicating with employees during a crisis so they are informed and not spreading confusion. A special focus is on stakeholder communication – understanding what each group (customers, partners, community, investors) needs to hear in a crisis. For example, customers want to know safety information and what the company is doing to fix the problem, while employees want to know how their jobs and responsibilities are affected. The topic underscores that effective crisis communication can preserve or even enhance a company’s reputation by demonstrating competence and care, whereas poor communication can cause lasting damage. By preparing in advance and following established best practices (like being first to report your own bad news and doing so openly), future business leaders can steer their organizations through storms more effectively.

### **Practical Session 10: Communicating Through Crisis**

#### Discussion Topic:

“When Crisis Hits: What Should Leaders Say First?”

Students discuss real-world examples where company responses to crises were either successful or harmful. Examples may include product recalls, data breaches, reputational scandals, or war-related business disruptions. Students analyze the role of leadership tone, timing, and transparency. They reflect on how communication builds (or breaks) stakeholder trust during uncertainty.

#### Practical Assignment: Crisis Simulation Role-Play

##### Scenario Options:

- A foodborne illness is traced back to a popular restaurant.
- A hotel is accused of discriminatory treatment of guests.
- A logistics firm experiences a major delivery failure during the holidays.
- An energy blackout disrupts a hospitality business chain.

##### Tasks:

- Create a Crisis Communication Plan: Assign roles (e.g., spokesperson, PR manager, internal comms lead), draft a holding statement, and plan your first public response.
- Prepare key talking points for press, staff, and social media audiences.
- Conduct a short press conference simulation (3-minute team presentation).
- Reflect on how the communication approach influenced public perception and stakeholder confidence.

#### Case Study: “The Mishandled Statement”

A popular restaurant faced a social media backlash after a server was filmed speaking rudely to a customer. The first public response was defensive, blaming the guest. The backlash escalated, and the restaurant lost regular clients.

Students:

- Identify what went wrong in tone, timing, and message content.
- Redraft the crisis response using empathy, accountability, and action.
- Create a follow-up communication to restore public trust.
- Discuss long-term brand repair strategies through communication.

**Self-Study Questions for Theme 10: Communication in Crisis and Uncertain Situations**

1. What makes communication during a crisis different from regular communication?
2. What are the key components of a crisis communication plan?
3. How can misinformation be prevented or corrected during a crisis?
4. Why is timing critical in crisis response messaging?
5. What role does empathy play in public statements during crises?
6. How should businesses communicate with employees during uncertainty?
7. What are the risks of “overpromising” in crisis messaging?
8. How can leaders maintain credibility when admitting mistakes?
9. What are examples of good vs. poor stakeholder communication during crises?
10. How can post-crisis communication help rebuild reputation?
11. How does crisis communication vary across platforms (e.g., social media vs. press releases)?
12. What should be included in a post-crisis debrief or internal reflection?

**Interactive Assignments for Theme 10**

1. Matching Exercise – Crisis Communication Concepts

A. Term	B. Definition
1. Holding Statement	a. Quick initial message to acknowledge the crisis and signal action
2. Stakeholder	b. Anyone affected by or invested in the organization’s actions
3. Transparency	c. Communicating openly and honestly, even with bad news
4. Crisis Plan	d. A document outlining communication roles, channels, and strategies
5. Reputation Risk	e. The potential damage to trust and brand perception
6. Post-Crisis Review	f. Evaluating communication performance after resolution

2. True or False Quiz – Crisis Communication

- A delay in communication during a crisis is better than saying the wrong thing.
- Empathy should be avoided in crisis messages to remain objective.
- A holding statement can help reduce rumors and misinformation.
- Apologizing in public may increase legal risks and should always be avoided.
- Crisis communication must balance facts, emotion, and leadership tone.

- Stakeholders include employees, customers, suppliers, and regulators.


### 3. Scenario-Based Challenge – “The Supply Chain Breakdown”

#### Scenario:

A major holiday shipment failed to arrive due to border delays. Customers are angry and posting complaints online.

#### Tasks:

- Draft a short social media statement addressing the issue.
- Plan how to communicate with internal teams (customer service, operations).
- Identify tone, timing, and key message elements.

 Students submit the message with an explanation (150 words) of how their communication approach would prevent escalation.


### 4. Simulation – “You’re the Crisis Spokesperson!”

#### Scenario:

Your company’s software service crashes during a peak sales period. You are responsible for external communication.

#### Tasks:

- Draft a 3-step message strategy for the first 24 hours.
- Write a press release, a tweet, and an internal employee message.
- Conduct a simulated media Q\&A session (in pairs or groups).
- Reflect on what helped build calm and trust in your delivery.

 Submit written materials + 100-word reflection on the balance between transparency and reassurance.

## **INDIVIDUAL TASKS FOR THE DISCIPLINE**

The purpose of completing individual tasks is to deepen the knowledge of the discipline and develop critical thinking and practical skills in business communications. The tasks will encourage students to explore the key concepts and real-world applications of communication in the entrepreneurship, trade and logistics, with an emphasis on both public and private sector activities.

### **Task 1: Analyzing Business Communication Models**

**Objective:**

To understand and critically assess communication models used in business.

**Task Description:**

- Select one of the major business communication models (e.g., Shannon-Weaver, Berlo's SMCR model, or the Interactive Communication Model) and explain it in detail.
- Analyze a case study (either real or hypothetical) and apply the chosen model to evaluate the effectiveness of communication in that scenario.
- Discuss the strengths and limitations of the model in relation to the case.

**Expected Outcome:**

A written report of 3-4 pages, demonstrating understanding of communication models and their application in a business setting.

### **Task 2: Cross-Cultural Communication Case Study**

**Objective:**

To analyze and apply cross-cultural communication principles in business.

**Task Description:**

- Choose an international business case where cultural differences affected communication (e.g., a failed international negotiation or misunderstanding due to cultural differences in communication style).
- Provide a detailed analysis of the cultural factors at play, using Hofstede's cultural dimensions theory or another relevant framework.
- Propose recommendations for improving communication based on the insights from the analysis.

**Expected Outcome:**

A 4-5 page case study analysis, applying cultural communication theories to real-world business scenarios.

### **Task 3: Developing a Crisis Communication Plan**

**Objective:**

To develop a communication strategy for managing a business crisis.

**Task Description:**

- Choose a real or hypothetical crisis scenario (e.g., product recall, PR scandal, financial issue, etc.) and develop a Crisis Communication Plan for the business involved.

- The plan should include the communication objectives, key messages, communication channels, timing, and spokesperson.

- Discuss the importance of timely and transparent communication in maintaining the company's reputation and restoring public trust.

Expected Outcome:

A 3-4 page written crisis communication plan that includes clear messaging, a timeline of actions, and a strategy for managing internal and external communication.

#### **Task 4: Communication Audit of an Entrepreneurial Business**

Objective:

To assess and improve internal communication in a business context.

Task Description:

- Select a local entrepreneurial business (or a business you are familiar with) and conduct a communication audit of its internal communication processes.

- Identify key communication channels used (emails, meetings, intranet, etc.) and assess their effectiveness.

- Propose improvements to streamline communication and enhance collaboration among team members.

Expected Outcome:

A 5-6 page report that includes an audit of the current communication processes and recommendations for improvements.

#### **Task 5: Role of Social Media in Business Communication**

Objective:

To examine how social media can be used as an effective communication tool in business.

Task Description:

- Analyze the social media communication strategy of a company (e.g., Starbucks, Nike, or a local startup).

- Assess how the company uses platforms like Facebook, Instagram, LinkedIn, and Twitter for business communication purposes (marketing, customer engagement, crisis management, etc.).

- Provide recommendations for optimizing their social media communication to increase customer engagement and brand loyalty.

Expected Outcome:

A 4-5 page analysis with examples of social media posts and strategic insights, highlighting the strengths and weaknesses of the company's social media communication strategy.

## **Task 6: Business Presentation Development**

### Objective:

To practice creating and delivering a professional business presentation.

### Task Description:

- Prepare a business presentation on a relevant topic in entrepreneurship and trade (e.g., a new market entry strategy, business innovation in the digital age, or a trade negotiation).
- The presentation should include 10-12 slides, incorporating both visual and verbal elements to communicate the message effectively.
- The presentation should be professional, clear, and concise, focusing on delivering value to the audience.

### Expected Outcome:

A 10-12 slide PowerPoint presentation accompanied by speaker notes. You will also deliver a 10-15 minute oral presentation in class or via video conferencing.

## **Task 7: Written Business Communication Analysis**

### Objective:

To analyze and improve written communication in a business setting.

### Task Description:

- Choose a business communication piece (e.g., an email, business letter, or report) from a real company or create one yourself based on a hypothetical business situation.
- Critically analyze the communication in terms of clarity, tone, conciseness, and professionalism.
- Revise the communication to improve its effectiveness, ensuring that the message is clear, concise, and professionally conveyed.

### Expected Outcome:

A 2-3 page analysis and a revised version of the communication, explaining the changes made and why they improve the message.

## **Task 8: Role Play: Business Negotiation**

### Objective:

To practice and refine business negotiation skills.

### Task Description:

- In pairs or small groups, students will role-play a business negotiation (e.g., a vendor negotiation, employee contract negotiation, etc.).
- Each participant will represent one side of the negotiation and will prepare a strategy and key points to discuss.
- After the negotiation, students will provide feedback to each other on the effectiveness of their communication strategies, including persuasion techniques, listening skills, and how well they handled difficult situations.

### Expected Outcome:

A 15-20 minute negotiation role-play, followed by a reflective report (2-3 pages) on how negotiation strategies influenced the outcome and areas for improvement.

### **Task 9: Analyzing Conflict Communication in Business**

Objective:

To understand the role of communication in conflict management.

Task Description:

- Select a business conflict scenario (either from real-life examples or from a case study) where communication played a key role in resolving or escalating the situation.
- Analyze the communication strategies used during the conflict, including the roles of different parties involved.
- Provide recommendations for how communication could have been improved to resolve the conflict more effectively and prevent escalation.

Expected Outcome:

A 3-4 page analysis of the conflict scenario, discussing the communication strategies used and suggesting improvements.

### **Task 10: Interpersonal Communication Skills Self-Assessment**

Objective:

To develop self-awareness about communication styles and improve interpersonal communication skills.

Task Description:

- Reflect on your own interpersonal communication skills by completing a self-assessment of your communication style (assertive, passive, aggressive, etc.).
- Consider how your style impacts your effectiveness in professional communication, especially in leadership and team settings.
- Set specific goals for improving your communication skills and describe actions you can take to achieve these goals.

Expected Outcome:

A 2-3 page reflective report that includes your self-assessment results, an analysis of your communication style, and actionable goals for improvement.

### **Task 11: Communication Strategy for a Start-Up Launch**

Objective:

To develop a communication strategy for introducing a new entrepreneurial venture to the market.

Task Description:

- Choose a hypothetical or real start-up in the fields of trade or logistics.

- Develop a comprehensive communication strategy to support the market entry, covering internal and external communication, brand positioning, and stakeholder engagement.
- Identify the main communication objectives, target audiences, channels (e.g., press releases, digital platforms, pitch decks), and success metrics.

Expected Outcome:

A 4–5 page strategy document outlining key messages, stakeholder communication plan, and tools for effective market communication during the start-up launch.

### **Task 12: Logistics Company Communication Flow Mapping**

Objective:

To evaluate and visualize communication flows in a logistics company.

Task Description:

- Select a logistics business (real or hypothetical) and map the internal and external communication flows.
- Identify key communication links between departments (e.g., warehouse, transportation, customer service) and between the company and partners/customers.
- Evaluate communication bottlenecks and propose improvements for information flow efficiency.

Expected Outcome:

A visual communication flowchart (e.g., in PowerPoint or Visio) and a 3-page accompanying report discussing communication challenges and proposed optimizations.

### **Task 13: Trade Fair Communication Plan**

Objective:

To design a communication plan for a company's participation in a trade fair or industry exhibition.

Task Description:

- Choose a trade or logistics company preparing to attend an international trade fair.
- Develop a pre-event, during-event, and post-event communication plan.
- Include key messages, promotional materials (digital/print), booth communication strategies, and follow-up procedures with potential partners or clients.

Expected Outcome:

A 3–4 page communication plan with an event timeline, sample materials (e.g., brochure outline, social media posts), and outreach strategy.

### **Task 14: Internal Communication in Supply Chain Management**

Objective:

To explore how effective communication supports supply chain coordination and performance.

Task Description:

- Investigate a supply chain scenario involving multiple stakeholders (e.g., manufacturer, distributor, retailer).
- Analyze how communication across the supply chain affects responsiveness, error rates, and customer satisfaction.
- Identify communication tools (ERP systems, collaborative platforms, messaging protocols) and evaluate their effectiveness.

Expected Outcome:

A 4-page case analysis with a focus on best practices and recommendations for enhancing communication in the supply chain context.

**Task 15: Ethical Communication in Entrepreneurial Partnerships**

Objective:

To evaluate ethical dimensions in communication between entrepreneurs and partners or investors.

Task Description:

- Choose a case of partnership in entrepreneurship where ethical communication played a critical role (e.g., contract transparency, financial disclosure, exit strategy communication).
- Analyze ethical dilemmas and how they were addressed through communication.
- Propose communication guidelines that foster trust, transparency, and accountability in entrepreneurial relationships.

Expected Outcome:

A 3–4 page analysis highlighting ethical risks in communication and outlining best practices for ethical business interaction.

## TEST TASKS

**1. What is the main role of business communication?**

- a. Keep your partner
- b. Presentation itself
- c. Sharing the idea
- d. Interact and relate
- e. Missing
- f. Conflict resolution

**2. Effective business communication in entrepreneurship helps to:**

- a. Increase sales through advertisements
- b. Increase team cohesion and customer satisfaction
- c. Minimize operational costs
- d. Raise awareness of the brand
- e. Hire more staff
- f. Maximize product offerings

**3. What is the primary purpose of business communication in a professional setting?**

- a. Informing employees of a new policy
- b. Talking informally with a colleague
- c. Formal and informal exchanges in a business context
- d. Communicating in meetings only
- e. Personal communication with clients
- f. Selling services and products

**4. What is a barrier to effective communication in entrepreneurship?**

- a. Clear communication from management
- b. Language differences between staff and international guests
- c. Regular team meetings to clarify objectives
- d. Use of simple language for guest communication
- e. Effective communication between departments
- f. Providing feedback and praise regularly

**5. Which of the following is NOT a principle of effective business communication?**

- a. Clarity
- b. Conciseness
- c. Completeness
- d. Courtesy
- e. Complexity
- f. Correctness

**6. When should a manager use email communication in a business environment?**

- a. For informal conversations
- b. For immediate response needs
- c. For detailed, important communications that require a written record
- d. For casual social interaction
- e. For conveying urgency
- f. For internal communication only

**7. The communication model often used to describe the basic communication process includes:**

- a. Feedback and encoding
- b. Sender, message, channel, receiver, feedback
- c. Noise and decoding
- d. Sender, gatekeeper, message, channel
- e. Sender, customer, feedback
- f. Sender, conflict, feedback

**8. What is the most effective way to communicate with a team during a high-pressure situation?**

- a. Using a calm and authoritative tone
- b. Avoiding any communication until the pressure eases
- c. Only speaking with senior staff members
- d. Giving orders without explaining the reasons
- e. Using humor to lighten the mood
- f. Delegating tasks without clarification

**9. When dealing with a cross-cultural guest, it is important to:**

- a. Ignore their cultural background to avoid stereotypes
- b. Assume all guests have similar preferences
- c. Adapt your communication to respect cultural differences
- d. Speak louder to be understood
- e. Only use written communication
- f. Treat every guest the same regardless of their background

**10. Which of the following is an important factor in effective customer service communication?**

- a. Speaking quickly to minimize time spent with customers
- b. Actively listening to the customer's needs and offering solutions
- c. Ignoring customer complaints to avoid conflict
- d. Speaking loudly to demonstrate authority
- e. Refusing to offer solutions until all options are considered
- f. Avoiding conversation with customers altogether

**11. What is the primary purpose of effective business negotiations?**

- a. To prove that you are right
- b. To get the best deal for yourself at all costs
- c. To reach a mutually beneficial agreement
- d. To avoid making any compromises
- e. To dominate the other party
- f. To speed up the process

**12. When negotiating a contract with a supplier, it is essential to:**

- a. Focus only on the price
- b. Be unyielding and never compromise
- c. Understand both parties' goals and interests
- d. Talk more than listen
- e. Not allow the other party to express their needs
- f. Assume that both parties have the same priorities

**13. What should you do when communicating with a guest who speaks a different language?**

- a. Speak slowly
- b. Use clear, simple language and visual aids
- c. Ignore the language barrier and continue speaking normally
- d. Ask the guest to speak in your language
- e. Use only written communication
- f. Assume the guest understands without confirmation

**14. The role of active listening in business communication is to:**

- a. Respond immediately with your own opinion
- b. Fully concentrate on what the other person is saying
- c. Focus on your agenda while listening
- d. Interrupt to clarify points right away
- e. Ignore feedback and jump to conclusions
- f. Not respond at all

**15. Which of the following is NOT a principle of effective business communication?**

- a. Clarity
- b. Conciseness
- c. Completeness
- d. Courtesy
- e. Complexity
- f. Correctness

**16. What is the first step in preparing for a business negotiation?**

- a. Make a final decision on the outcome
- b. Prepare your offer and demand without knowing the other party's position
- c. Understand the interests and needs of both parties

- d. Create a list of terms to discuss with no room for flexibility
- e. Focus on negotiating price first
- f. Avoid considering any alternatives

**17. What is the most effective way to ensure that your message is understood in business communication?**

- a. Speak more than listen
- b. Use only technical jargon
- c. Be as concise as possible without losing key information
- d. Avoid listening to feedback
- e. Use informal language in formal settings
- f. Avoid follow-up communication

**18. Which communication style is best suited for conflict resolution in a business setting?**

- a. Aggressive communication
- b. Passive communication
- c. Assertive communication
- d. Avoidance of communication
- e. Defensive communication
- f. Manipulative communication

**19. Which of the following is a key factor in effective customer service communication?**

- a. Ignoring customer complaints
- b. Providing quick and clear responses to customer inquiries
- c. Offering discounts without addressing the issue
- d. Speaking more than listening
- e. Avoiding empathy to maintain professionalism
- f. Ignoring feedback from customers

**20. In business communication, what does "active listening" involve?**

- a. Responding immediately with a solution
- b. Repeating everything the speaker says
- c. Giving full attention, understanding, and providing feedback
- d. Interrupting the speaker to ask questions
- e. Ignoring the speaker's emotions
- f. Preparing your response while the speaker talks

**21. Which of the following best describes "emotional intelligence" in business communication?**

- a. The ability to manipulate others' emotions for personal gain
- b. The ability to recognize and manage your own emotions and those of others
- c. The ability to suppress your emotions to avoid conflicts
- d. The ability to ignore emotional cues during conversations

- e. The ability to avoid all difficult conversations
- f. The ability to read minds and predict others' reactions

**22. Which of the following is NOT an effective business communication channel?**

- a. Face-to-face meetings
- b. Emails for formal messages
- c. Social media for brand promotion
- d. Text messages for casual customer interactions
- e. Phone calls for urgent matters
- f. Non-verbal cues for formal presentations

**23. What is the most effective way to communicate with a team during a crisis?**

- a. Give orders without explanation
- b. Communicate constantly to ensure everyone is informed and calm
- c. Avoid communication to prevent further panic
- d. Speak loudly to assert authority
- e. Only use email for communication
- f. Ignore external communication and focus only on internal issues

**24. When negotiating with a customer, which of the following is crucial?**

- a. Focusing only on the product's features
- b. Understanding the customer's needs and proposing a solution that benefits both sides
- c. Offering the highest price right away
- d. Focusing on closing the deal as quickly as possible
- e. Limiting the scope of negotiation to price only
- f. Ignoring customer concerns to move the negotiation forward

**25. What is the primary benefit of using email communication in a business environment?**

- a. It allows for spontaneous communication without time constraints
- b. It provides a written record of communication
- c. It eliminates the need for phone calls
- d. It ensures immediate response from recipients
- e. It is less formal than phone calls
- f. It avoids miscommunication completely

**26. What does "negotiation" primarily involve?**

- a. Aiming for a win-lose situation
- b. Achieving a mutually beneficial agreement through dialogue
- c. Using pressure to get the other party to accept your terms
- d. Focusing only on one party's interests
- e. Avoiding any compromises

f. Ignoring the other party's concerns

**27. How can effective business communication improve organizational performance?**

- a. By ensuring that only management communicates with the staff
- b. By maintaining clarity, transparency, and alignment between teams
- c. By avoiding feedback and discussions to focus on work tasks
- d. By limiting communication to emails only
- e. By promoting hierarchical communication and top-down instructions
- f. By reducing the frequency of meetings

**28. What is the role of feedback in business communication?**

- a. To criticize the recipient
- b. To ensure understanding and improve performance
- c. To create confusion
- d. To promote gossip in the workplace
- e. To avoid responding to concerns
- f. To miss opportunities for improvement

**29. What is the most important factor when communicating via email in a professional context?**

- a. Using as much technical jargon as possible
- b. Keeping it brief and including essential details
- c. Writing long paragraphs with minimal formatting
- d. Writing in all capital letters to emphasize the message
- e. Sending emails without proofreading
- f. Avoiding communication in formal business settings

**30. How can a business improve communication with remote employees?**

- a. By relying only on email
- b. By using video calls, instant messaging, and regular check-ins
- c. By having no communication with remote employees
- d. By limiting communication to occasional emails
- e. By using formal letters for every message
- f. By not discussing tasks openly

**31. What is the key to resolving conflicts effectively in a business environment?**

- a. Ignoring the conflict and hoping it resolves itself
- b. Acting quickly and aggressively to end the situation
- c. Listening to both sides and finding common ground
- d. Focusing on the financial aspects of the conflict
- e. Avoiding direct communication with the parties involved
- f. Sticking strictly to formal procedures without flexibility

**32. How can emotional intelligence help in business communication?**

- a. By making one's communication overly emotional
- b. By ignoring others' emotions and focusing on logic only
- c. By helping individuals recognize their own emotions and communicate effectively with others
- d. By avoiding all difficult conversations
- e. By controlling and suppressing emotions to seem professional
- f. By manipulating others' emotions to get what you want

**33. What is a key feature of successful business negotiations?**

- a. Focusing solely on price
- b. Ignoring the interests of the other party
- c. Finding a solution that benefits both parties involved
- d. Offering the lowest price possible to win the deal
- e. Keeping all the terms secret
- f. Refusing to make any compromises

**34. What is the first step in preparing for a negotiation?**

- a. Make a final decision on the outcome
- b. Understand the needs and interests of both parties involved
- c. Choose a time and date for the meeting
- d. Settle on a price without further negotiation
- e. Avoid discussing expectations with the other party
- f. Assume that you will get everything you want

**35. What is a primary advantage of using video calls for communication in a business environment?**

- a. It eliminates the need for emails
- b. It allows face-to-face interaction with remote participants
- c. It makes communication less personal
- d. It restricts the flow of information
- e. It requires less preparation time than in-person meetings
- f. It can replace all other forms of communication

**36. When communicating with clients, which of the following should be avoided?**

- a. Clear and concise language
- b. Politeness and courtesy
- c. Rhetorical questions to engage the client
- d. Using jargon that is difficult to understand
- e. Offering solutions to their problems
- f. Using professional tone and language

**37. Which of the following is a barrier to effective communication in business?**

- a. Open and transparent dialogue
- b. Cultural and language differences
- c. Clear instructions and feedback
- d. High levels of team engagement
- e. Active listening
- f. Empathy and understanding

**38. What is the most important factor in handling difficult customer service situations?**

- a. Ignoring the customer's concerns
- b. Offering an immediate discount without solving the problem
- c. Listening carefully and providing a tailored solution
- d. Blaming the customer for the issue
- e. Denying the complaint to avoid confrontation
- f. Refusing to apologize

**39. In business communication, which of the following is most likely to cause misunderstandings?**

- a. Using clear, simple language
- b. Providing context for the message
- c. Avoiding jargon
- d. Being overly technical in your explanation
- e. Clarifying expectations
- f. Offering alternatives when necessary

**40. When preparing a business presentation, what is the most important aspect to consider?**

- a. Focusing on the speaker's personal experience
- b. Using as many slides as possible
- c. Tailoring the message to the audience's needs and interests
- d. Avoiding visual aids
- e. Speaking without any pauses
- f. Limiting the presentation to one topic only

**41. What should be included in a business proposal to make it persuasive?**

- a. A long list of irrelevant information
- b. Clear and concise objectives with supporting data
- c. Only a summary without details
- d. Technical jargon to demonstrate expertise
- e. Vague statements about the benefits
- f. A personal opinion without any evidence

**42. What is the best way to ensure effective feedback in business communication?**

- a. Providing feedback only when the employee asks for it

- b. Giving general feedback without examples
- c. Offering specific, actionable, and constructive feedback
- d. Delaying feedback until the next meeting
- e. Giving feedback only in private without follow-up
- f. Focusing only on negative feedback

**43. What does "persuasive communication" in business primarily aim to achieve?**

- a. To win an argument regardless of the situation
- b. To influence others in a positive direction
- c. To control the conversation without any compromise
- d. To communicate facts without engaging emotions
- e. To avoid conflict at all costs
- f. To assert dominance in discussions

**44. What role does empathy play in business communication?**

- a. It ensures that the communicator gets their point across clearly
- b. It helps in understanding and addressing the concerns of others
- c. It allows the communicator to dominate the conversation
- d. It reduces the clarity of the message
- e. It makes the communicator appear weak
- f. It focuses on personal feelings rather than professional issues

**45. Which of the following best describes non-verbal communication in business settings?**

- a. It is irrelevant if the verbal message is clear
- b. It includes gestures, facial expressions, and body language
- c. It is only relevant during in-person meetings
- d. It can never be interpreted in multiple ways
- e. It is limited to formal situations only
- f. It only applies to personal interactions

**46. What should a leader do to foster effective communication within a team?**

- a. Avoid interacting with team members to maintain authority
- b. Encourage open discussions and share information regularly
- c. Focus solely on the technical aspects of the job
- d. Limit feedback to only negative points
- e. Make all decisions without consulting the team
- f. Maintain communication only through emails

**47. What is a key aspect of internal communication in a business organization?**

- a. Only communicating with clients and customers
- b. Keeping all communication formal and distant

- c. Sharing important information in a timely and clear manner with all employees
- d. Limiting communication to top-level management
- e. Using only one communication channel for all messages
- f. Avoiding communication with external partners

**48. In a business meeting, how can you ensure that your message is effectively received?**

- a. Speak as quickly as possible to cover all points
- b. Use complicated language to sound authoritative
- c. Be clear, concise, and focus on key points while encouraging feedback
- d. Avoid asking for feedback
- e. Use non-verbal cues to overpower your message
- f. Speak for a long duration without breaks

**49. What is a benefit of using instant messaging in business communication?**

- a. It can replace face-to-face meetings
- b. It allows for quick, informal communication within teams
- c. It should only be used for formal communications
- d. It limits communication to only management and executives
- e. It eliminates the need for emails
- f. It encourages passive communication among team members

**50. Which communication channel is most effective for long-term project collaboration?**

- a. Social media posts
- b. Text messages
- c. Video conferences and collaborative tools (e.g., Slack, Trello)
- d. Formal letters
- e. Informal chats without any follow-up
- f. Telephone calls

**51. What is the main advantage of using storytelling in business communication?**

- a. It allows the communicator to talk about unrelated topics
- b. It helps convey complex ideas in an engaging and memorable way
- c. It makes the communicator appear less professional
- d. It focuses only on emotions rather than facts
- e. It is used exclusively for marketing purposes
- f. It detracts from the main message

**52. In business communication, what should be prioritized when writing a report?**

- a. Personal opinions and preferences

- b. The clarity and accuracy of the information presented
- c. The length of the report to ensure thoroughness
- d. The inclusion of as many details as possible
- e. The writer's tone and style over the content
- f. Making the report as complex as possible

**53. What role does feedback play in the communication process?**

- a. It only serves as criticism to improve performance
- b. It provides an opportunity for continuous improvement and understanding
- c. It should only be given in written form
- d. It is unnecessary if the message is clear
- e. It slows down the communication process
- f. It is only relevant for employees, not management

**54. How can communication technology improve business relationships?**

- a. By replacing all in-person meetings
- b. By allowing for quick and efficient information exchange across distances
- c. By reducing the need for face-to-face communication
- d. By eliminating human interaction
- e. By focusing only on digital tools for communication
- f. By creating barriers to effective communication

**55. In business communication, what is the primary goal of active listening?**

- a. To prepare your own response while the speaker is talking
- b. To remember every detail the speaker says
- c. To understand the speaker's message and provide thoughtful feedback
- d. To interrupt the speaker with questions
- e. To passively wait for the speaker to finish
- f. To judge the speaker's message immediately

**56. What is the key benefit of visual communication in presentations?**

- a. It allows the speaker to avoid talking
- b. It helps simplify complex ideas and make them more accessible to the audience
- c. It distracts the audience from the main topic
- d. It is only useful in marketing presentations
- e. It should be avoided to keep the presentation formal
- f. It should always be detailed and text-heavy

**57. What is the most effective way to handle a misunderstanding in a professional setting?**

- a. Ignore the issue and hope it resolves itself
- b. Address the misunderstanding directly by clarifying any confusion
- c. Blame the other party for the confusion

- d. Avoid further communication with the person involved
- e. Escalate the issue to higher management immediately
- f. Pretend it never happened

**58. Which communication method is most appropriate for announcing a company-wide change in policy?**

- a. Informal email
- b. Social media post
- c. Formal memo or announcement meeting
- d. Text message to key employees
- e. Casual conversation with senior staff
- f. Bulletin board notice

**59. When dealing with a customer complaint, what is the first thing you should do?**

- a. Apologize immediately without listening to the full issue
- b. Deflect blame to another department
- c. Listen carefully to the complaint and understand the issue
- d. Offer a discount to resolve the situation quickly
- e. Ignore the complaint and move on
- f. Tell the customer their complaint is invalid

**60. In business communication, which of the following is considered the best practice when giving a presentation?**

- a. Speak for as long as possible to ensure all points are covered
- b. Use visuals to support your points but avoid overloading slides with text
- c. Rely solely on the written handout for all information
- d. Avoid making eye contact with the audience
- e. Focus on your personal anecdotes more than the main topic
- f. Speak as fast as possible to cover more information

**61. What is the role of non-verbal communication in a professional business setting?**

- a. It is only relevant in informal situations
- b. It reinforces and complements the verbal message
- c. It should be avoided as it may cause confusion
- d. It is only important for public speaking
- e. It is not as important as written communication
- f. It distracts from the main message

**62. What is the primary goal of using persuasive communication in business?**

- a. To convince the other party to agree with your point of view
- b. To manipulate the other party into agreeing with you
- c. To dominate the conversation

- d. To ignore the other party's needs and focus solely on your own goals
- e. To avoid conflict at all costs
- f. To make others feel pressured into agreeing

**63. Which of the following best describes "active listening" in business communication?**

- a. Listening passively without engaging
- b. Thinking about your response while the other person speaks
- c. Listening attentively, understanding, and providing feedback
- d. Ignoring the speaker's emotions
- e. Interrupting to provide your opinion immediately
- f. Listening only to the facts, ignoring feelings

**64 What should be the main focus of communication in a professional negotiation?**

- a. To dominate the conversation and impose your terms
- b. To understand both parties' interests and find a mutually beneficial solution
- c. To pressure the other party into making a decision quickly
- d. To avoid discussing sensitive issues
- e. To keep the discussion strictly focused on price
- f. To avoid compromise at all costs

**65. How can non-verbal communication help in customer service?**

- a. By showing boredom or disinterest during a customer's concern
- b. By using gestures, facial expressions, and body language to show attentiveness
- c. By speaking loudly to ensure the customer hears you
- d. By remaining silent during interactions to avoid miscommunication
- e. By using unclear or ambiguous gestures
- f. By focusing solely on verbal responses

**66. When preparing a business report, what is the most important aspect to consider?**

- a. Writing it as long as possible to include every detail
- b. Using complex language to sound professional
- c. Organizing it clearly with key points, evidence, and conclusions
- d. Focusing only on one part of the issue and ignoring the rest
- e. Making the report as detailed as possible, even at the expense of clarity
- f. Ignoring feedback or suggestions on the report

**67. Which of the following best describes "empathy" in communication?**

- a. Understanding your own feelings only
- b. Ignoring others' emotions to maintain control
- c. Recognizing and understanding the feelings and perspectives of others
- d. Expressing sympathy without understanding the issue

- e. Focusing only on facts and not considering emotions
- f. Using emotional manipulation to get what you want

**68. What is the purpose of using visual aids in a business presentation?**

- a. To distract the audience from the main message
- b. To make the presentation longer
- c. To enhance the audience's understanding of complex information
- d. To give the speaker more time to speak without interruption
- e. To display irrelevant data to impress the audience
- f. To avoid engaging the audience in conversation

**69. How should a leader use communication to engage their team?**

- a. By keeping all decisions and information confidential
- b. By making all decisions unilaterally without discussing them with the team
- c. By encouraging open dialogue, sharing information, and soliciting feedback
- d. By limiting communication to emails only
- e. By avoiding regular updates to keep employees focused
- f. By only communicating through formal meetings

**70. Which of the following is the most effective way to communicate with international clients?**

- a. Assuming all clients prefer the same type of communication
- b. Using simple language and avoiding jargon or idioms
- c. Using formal language even when informal is acceptable
- d. Ignoring cultural differences to keep communication simple
- e. Only communicating via email and avoiding phone calls
- f. Adapting your communication to align with the client's culture and preferences

**71. How can feedback improve business communication?**

- a. By offering only negative comments
- b. By providing specific, actionable, and constructive feedback
- c. By ignoring the need for feedback altogether
- d. By providing feedback only to upper management
- e. By waiting until issues escalate to offer feedback
- f. By offering vague, general feedback without specifics

**72. What is the role of body language in business communication?**

- a. It has no real impact compared to verbal communication
- b. It can either reinforce or contradict the verbal message being delivered
- c. It should be avoided as it can cause misunderstandings
- d. It is only useful in informal settings
- e. It is only important for public speaking engagements
- f. It should always match the tone of the spoken message

**73. Which communication channel is most appropriate for routine communication with a team?**

- a. Formal letters
- b. Video conferences
- c. Emails or internal messaging platforms
- d. Social media posts
- e. Face-to-face meetings
- f. Telephone calls

**74. What is the most effective way to resolve a communication breakdown in business?**

- a. Ignore it and hope it resolves itself
- b. Clearly identify the source of the breakdown and address it immediately
- c. Blame the other party for the failure
- d. Avoid discussing the issue to prevent conflict
- e. Ignore feedback from the other party
- f. Focus only on one side of the communication problem

**75. What is the key factor in building trust through communication in business?**

- a. Consistently delivering messages without deviation from the plan
- b. Being transparent, honest, and clear in all communications
- c. Offering vague promises to avoid disappointments
- d. Speaking as quickly as possible to avoid lengthy conversations
- e. Providing as much information as possible to overwhelm the audience
- f. Avoiding emotional connections with clients and colleagues

**76. How can a business improve communication with external partners?**

- a. Avoid sharing detailed information to maintain control
- b. Use clear, concise, and transparent messaging to build trust
- c. Limit communication to emails only
- d. Share minimal information to avoid misunderstandings
- e. Rely on only formal communication channels
- f. Communicate with external partners only during meetings

**77. What is the best approach for communicating with employees during a crisis?**

- a. Only communicate the minimum necessary information
- b. Keep communication vague to prevent panic
- c. Be transparent, provide regular updates, and show empathy
- d. Avoid communication until the crisis is resolved
- e. Limit communication to top management only
- f. Blame others for the crisis

**78. In business negotiations, what is the role of preparation?**

- a. To ensure you know exactly what the other party will say
- b. To understand your goals, anticipate the other party's needs, and set clear objectives
- c. To avoid any communication with the other party until the meeting
- d. To prepare your offer and refuse to compromise
- e. To rush through the negotiation as quickly as possible
- f. To only focus on the price rather than other factors

**79. How can leaders foster communication within their team?**

- a. By maintaining a strict hierarchy with minimal interaction
- b. By encouraging open, honest communication and providing regular feedback
- c. By limiting meetings and email exchanges
- d. By avoiding feedback to maintain authority
- e. By relying only on formal communication channels
- f. By discouraging informal conversations

**80. What is the primary purpose of using visuals in a business presentation?**

- a. To make the presentation longer
- b. To distract the audience from the main points
- c. To reinforce key messages and help explain complex information
- d. To make the presenter appear more knowledgeable
- e. To provide a written record of the presentation
- f. To fill time when there is no content to present

**81. How can feedback help improve business communication?**

- a. By focusing on what was wrong and ignoring improvements
- b. By offering specific suggestions for improvement and understanding the reasons behind them
- c. By providing vague comments to avoid upsetting the recipient
- d. By criticizing the recipient harshly to force improvement
- e. By giving feedback only when requested
- f. By only offering praise without constructive suggestions

**82. What is a common mistake when communicating via email in a business setting?**

- a. Using a clear and concise subject line
- b. Writing the email in a professional and polite tone
- c. Using casual language or slang in formal emails
- d. Including all relevant details in the body of the email
- e. Reviewing the email before sending it
- f. Using formal greetings and closings

**83. What is the best approach to manage communication during a business crisis?**

- a. Waiting for the crisis to pass before communicating
- b. Communicating only when necessary to avoid panic
- c. Providing honest, timely, and transparent communication to all stakeholders
- d. Avoiding any interaction with media or the public
- e. Blaming others for the crisis
- f. Limiting communication to internal staff only

**84. How can digital tools enhance business communication?**

- a. By replacing face-to-face communication entirely
- b. By facilitating fast, efficient, and accessible communication across various channels
- c. By limiting communication to only written forms
- d. By discouraging personal interactions between team members
- e. By making communication less personal and more transactional
- f. By focusing solely on email communication

**85. Which of the following is an example of upward communication in a business setting?**

- a. A manager giving instructions to their team
- b. An employee providing feedback to a manager about a workplace issue
- c. A peer discussing a project with another peer
- d. A supplier presenting a proposal to a business
- e. A customer giving feedback to a service provider
- f. A company sending a press release to the media

**86. What is the primary goal of business communication in crisis management?**

- a. To minimize damage to the company's image and reputation
- b. To avoid talking about the crisis publicly
- c. To ignore the issue until it resolves itself
- d. To prevent the company from admitting fault
- e. To increase sales during the crisis
- f. To create a positive image regardless of the situation

**87. Which communication style is best for conflict resolution?**

- a. Aggressive communication
- b. Passive communication
- c. Assertive communication
- d. Avoiding communication altogether
- e. Passive-aggressive communication
- f. Avoiding confrontation and ignoring the issue

**88. What is the role of storytelling in business communication?**

- a. To make the presentation more entertaining but less informative
- b. To deliver information in a more engaging and memorable way

- c. To avoid using facts or data in communication
- d. To focus on emotional manipulation of the audience
- e. To replace all other forms of communication
- f. To make the message more confusing

**89. What is the most effective method for managing communication during an organizational change?**

- a. Communicating only with senior management
- b. Providing clear, frequent updates to all employees about the changes
- c. Limiting communication to written memos only
- d. Avoiding addressing employee concerns
- e. Keeping information about the changes confidential until the last moment
- f. Only communicating with external stakeholders about the changes

**90. In entrepreneurship, effective business communication primarily helps to:**

- a. Reduce marketing expenses
- b. Improve team alignment, investor relations, and customer trust
- c. Avoid engaging with stakeholders
- d. Increase bureaucracy
- e. Limit negotiation efforts
- f. Focus only on verbal advertising

**91. Which of the following is most important in communicating during international trade deals?**

- a. Using complex trade terminology at all times
- b. Ignoring time zones and sending messages when convenient
- c. Ensuring clarity, cultural sensitivity, and accuracy in documentation
- d. Only relying on automated templates
- e. Avoiding follow-up if the client doesn't respond
- f. Using informal messaging apps for contracts

**92. What is a communication challenge specific to logistics operations?**

- a. Marketing product features
- b. Sharing long-term business strategy
- c. Real-time updates between parties in different time zones
- d. Designing packaging labels
- e. Holding motivational team events
- f. Writing investment reports

**93. Which tool is most effective for managing internal communication in a growing logistics firm?**

- a. Personal emails between managers
- b. Shared Google Docs only
- c. Centralized digital dashboards or collaboration platforms

- d. Occasional phone calls
- e. Bulletin board announcements
- f. Informal meetings without agendas

**94. When communicating your business vision to external stakeholders, which strategy is most appropriate?**

- a. Using general language with minimal detail
- b. Communicating only via formal documents
- c. Aligning messaging with stakeholder interests using clear and inspiring language
- d. Avoiding communication until results are available
- e. Overloading with statistics
- f. Emphasizing uncertainty

**95. Which of the following best supports business communication in public trade events or exhibitions?**

- a. Passive product displays only
- b. Engaging presentations, clear branding, and open dialogue with participants
- c. Keeping communication formal and limited
- d. Refusing to answer competitor questions
- e. Handing out leaflets without conversation
- f. Discussing only pricing

**96. What is a key feature of business communication in supply chain coordination?**

- a. Unstructured calls between departments
- b. One-way communication from suppliers to customers
- c. Timely, accurate, and documented communication across all levels
- d. Ignoring internal updates
- e. Keeping all communication informal
- f. Avoiding written formats

**97. In export-import operations, what is a common communication error?**

- a. Using professional trade terms
- b. Double-checking contract terms
- c. Failing to confirm understanding due to language or legal ambiguity
- d. Responding promptly to customs inquiries
- e. Providing translated documentation
- f. Reviewing cultural negotiation styles

**98. Why is persuasive communication important for entrepreneurs?**

- a. It helps avoid market risks
- b. It builds emotional manipulation skills
- c. It influences investors, partners, and customers through logic, emotion, and credibility

- d. It reduces the need for marketing
- e. It guarantees immediate success
- f. It replaces business planning

**99. In cross-border logistics communication, how can misunderstandings be reduced?**

- a. Assuming local customs are the same everywhere
- b. Using informal chats only
- c. Clarifying terms, using visuals, and confirming receipt of key documents
- d. Delegating communication to junior staff
- e. Reducing written documentation
- f. Avoiding updates until arrival

**100. In public-facing communication for trade or retail businesses, which element is critical?**

- a. Using technical descriptions
- b. Keeping all communication internal
- c. Crafting customer-centered messages that are transparent, informative, and trust-building
- d. Focusing only on financial results
- e. Speaking formally regardless of audience
- f. Avoiding feedback from the public

## CONTROL QUESTIONS FOR THE COURSE

1. What are the main components of the business communication process model?
2. How do internal and external communications differ in purpose and audience?
3. What are the most common barriers to effective business communication, and how can they be overcome?
4. What does media richness mean, and why is it important when choosing communication channels?
5. What are the core ethical principles that guide professional business communication?
6. How do Hofstede's cultural dimensions impact cross-cultural business communication?
7. What is the difference between business etiquette and ethical standards?
8. How can professionals resolve ethical dilemmas when cultural expectations differ?
9. How do perception and psychological bias influence communication effectiveness?
10. What are the four main communication styles, and how do they affect workplace interaction?
11. What role does emotional intelligence play in managing communication challenges?
12. How can active listening and empathy reduce misunderstandings in professional settings?
13. What are the key stages of a business negotiation?
14. What is the difference between integrative and distributive negotiation approaches?
15. Why is understanding interests (not just positions) critical in negotiations?
16. What is BATNA, and how does it influence negotiation outcomes?
17. What are some persuasive techniques used in business negotiations?
18. How can trust and rapport be developed and maintained during negotiation?
19. What are common "hardball" tactics, and how can a negotiator respond to them?
20. Why is post-negotiation communication important for sustainable agreements?
21. What are the common causes of conflict in organizations, especially in trade and logistics?
22. What is the Thomas-Kilmann model of conflict handling, and how is it applied?
23. How should feedback be delivered constructively in difficult conversations?
24. How can emotional control and neutral language help de-escalate workplace conflicts?

25. What are the three primary directions of internal communication within an organization?
26. How can internal communication influence employee motivation and engagement?
27. What is internal PR, and how does it contribute to organizational culture?
28. How should leaders communicate during organizational change or restructuring?
29. What are the key structural elements of a professional business email or letter?
30. Why is tone important in written communication, and how can it be misinterpreted?
31. What are the differences between formal and informal written business communication?
32. How do persuasive writing techniques enhance proposals, marketing messages, or follow-up emails?
33. What are the components of an effective business presentation?
34. How can speakers manage public speaking anxiety?
35. How does audience analysis improve public speaking outcomes?
36. What delivery techniques (verbal and non-verbal) improve presentation effectiveness?
37. What are the key principles of effective crisis communication?
38. What are the essential elements of a crisis communication plan?
39. How should businesses tailor crisis messages to different stakeholders?
40. Why is post-crisis communication important for rebuilding reputation and trust?
41. What are the core differences between general communication and business communication?
42. Describe the main stages of the communication process.
43. How do purpose and context shape communication strategies in a business setting?
44. What types of noise can interfere with communication, and how can they be minimized?
45. How does an organization's structure affect internal communication flows?
46. How does formal communication differ from informal communication in companies?
47. Why is it important for managers to understand communication roles in different departments?
48. What are the key stages of a successful business negotiation?
49. Compare integrative and distributive negotiation strategies.
50. What communication tactics can be used to reach a win-win outcome?
51. How do cultural and personal factors influence negotiation styles?
52. What is the role of active listening and question techniques during business discussions?
53. Describe the main types of non-verbal communication and their meanings.
54. How do body language and eye contact affect communication perception?

55. Why is emotional intelligence important for interpersonal communication?
56. How can misunderstandings arise from non-verbal cues in cross-cultural contexts?
57. What are the structural components of a formal business letter or email?
58. How should tone and style be adapted in written messages for different audiences?
59. How can clarity and conciseness improve written business communication?
60. What are common mistakes in written correspondence and how can they be avoided?
61. What are the main digital tools used in modern business communication?
62. How can email etiquette impact professional relationships?
63. What are the benefits and risks of using instant messaging and social media for business?
64. What strategies ensure digital communication remains secure and professional?
65. How can cultural dimensions (e.g., Hofstede) influence communication styles?
66. What are the main barriers to effective intercultural communication?
67. Describe strategies to overcome misunderstandings in cross-cultural settings.
68. How does effective communication enhance the customer service experience?
69. What are the key stages of handling a customer complaint?
70. What is the HEARD technique and how is it applied in conflict situations?
71. Why is follow-up important in service recovery?
72. What are effective strategies for de-escalating tense situations with customers?
73. What are the characteristics of effective internal team communication?
74. How does leadership style influence communication within a team?
75. What is the role of feedback in team performance and morale?
76. How can poor communication affect teamwork and service delivery?
77. What are best practices for communicating organizational change?
78. What are the main components of a successful public presentation?
79. How can visual aids be used effectively during business presentations?
80. What strategies help reduce public speaking anxiety?
81. What are the principles of effective crisis communication in public relations?
82. How can digital communication tools (e.g., Slack, Trello, Zoom) improve internal business communication?
83. In what ways does cross-cultural communication affect global entrepreneurship and trade?
84. What are the risks of poor internal communication in logistics and supply chain operations?
85. How can businesses use storytelling to strengthen brand communication and customer loyalty?

- 86.** What role does feedback play in building high-performing teams?
- 87.** How can communication breakdowns during negotiations be prevented?
- 88.** What strategies can a business use to handle a public relations crisis on social media?
- 89.** How can intercultural awareness improve service delivery in hospitality or retail sectors?
- 90.** What communication techniques are most effective when managing remote or hybrid teams?
- 91.** Why is communication considered a strategic leadership tool in modern organizations?
- 92.** What are the consequences of misalignment between verbal and non-verbal messages?
- 93.** How can emotional intelligence support conflict resolution in multicultural work environments?
- 94.** What are the characteristics of effective written reports and business proposals?
- 95.** What principles should guide persuasive communication with investors and stakeholders?
- 96.** How can upward communication empower employees and improve decision-making?
- 97.** What is the difference between proactive and reactive communication in crisis management?
- 98.** How can internal branding messages reinforce company values and vision?
- 99.** What are the key components of a successful elevator pitch?
- 100.** How can professionals evaluate the effectiveness of a business communication strategy?

## RECOMMENDED LITERATURE

### General

1. Бізнес-комунікації в міжнародному менеджменті: навч. посіб. / Батченко Л.В., Бондар І.С., Русавська В.А. Київ: Видавництво Ліра-К, 2017. 304 с.
2. Етика ділового спілкування : навчальний посібник / Т.Б. Грищенко, С.П. Грищенко, Т.Д. Іщенко та ін. К.: Центр учбової літератури, 2017. 344 с.
3. Креол Флемінг. Говорити легко та невимушено. Як стати приємним співрозмовником. Київ: Клуб сімейного дозвілля. 2020. 240 с.
4. Кріс Восс, Тал Рез. Ніколи не йдіть на компроміс. Техніка ефективних переговорів. Київ: Наш формат. 2019. 288 с.
5. Ларі Кінг, Білл Гілберт. Як розмовляти будь з ким, будь-коли і будь-де. Секрети успішного спілкування. Київ: Моноліт-Bizz. 2023. 204 с.
6. Попова О.В. Формування вмінь ділового спілкування фахівців технічного профілю: монографія. Харківський національний університет педагогічний університет ім. Г.С. Сковороди. 2016. 233 с.
7. Рахліс В., Павленко О. Переговори і медіація. Підручник для підготовки професійного переговорника. Дніпро: Гудвін. 2021. 344 с.
8. Снітинський В., Завальницька Н., Брух О. Діловий етикет у міжнародному бізнесі. Львів.: Магнолія. 2017. 287 с.
9. Сторожук О., Немченко Т., Заярнюк О. Ефективні бізнес-комунікації як стратегічна складова управління ризиками підприємства. *Економіка та суспільство*, 2023. (58). <https://doi.org/10.32782/2524-0072/2023-58-5>
10. Bovee C.L., Thill, J.V. Business Communication Today. (15th ed.). Pearson. 2021. URL: <https://www.pearsonhighered.com/assets/preface/0/1/3/5/0135891809.pdf>
11. Cardon P.W. Business Communication: Developing Leaders for a Networked World (4th ed.). McGraw-Hill. 2020. 608 p.
12. Dewey J. Introduction to Business Communications. Clanrye international, 2018. 249 p.
13. Lewicki, R. J., Barry B., Saunders D.M. *Essentials of Negotiation* (7th ed.). McGraw-Hill. 2020. 336 p.
14. Moran R.T., Abramson N.R., Moran, S.V. Managing Cultural Differences: Global Leadership Skills and Knowledge for the 21st Century (10th ed.). Routledge. 2023. 568 p.
15. McKay M., Davis M., Fanning P. The Communication Skills Book (3rd ed.). New Harbinger Publications. 2018.
16. Levchenko Y., Britchenko I. Business communications. Sofia: Prof. Marin Drinov Publishing House of Bulgarian Academy of Sciences, 2021. 124 p.

### Additional

1. Бугаєва М.В., Запирченко Л.Д., Малихін О.В. Бізнес-комунікації як інструмент діагностики та аналізу ефективності підприємницької діяльності.

*Вісник НТУ ХПІ Економічні науки.* 2025. №2. С. 10-16. URL: <http://es.khpi.edu.ua/article/view/326076/315948>

2. Воронкова В.Г., Беліченко А.Г., Мельник В.В. Етика ділового спілкування. Львів: Магнолія. 2025. 311. ЦНТУ, Читальний зал №2. [174 (075.8)/E88].

3. Германюк Н.В. Роль комунікацій в управлінні організаційним процесом. *Ефективна економіка.* 2021. No 10. URL: <http://www.economy.nayka.com.ua/?op=1&z=9408>

4. Глінковська Б., Чеботарьов Є., Чеботарьов В. Крос-культурні підприємницькі комунікації. Старобільськ, 2018. 120 с.

5. Кравчук І.І., Лавриненко С.О. Управління знаннями та бізнес-комунікаціями – актуальні тренди інноваційного розвитку сучасних організацій. *Ефективна економіка.* 2022. No 1. URL: <http://www.economy.nayka.com.ua/?op=1&z=9868>

6. Лавриненко С., Зелінська А., Бездітко О. Бізнес-комунікації та їх інноваційність в системі менеджменту підприємства. *Економіка та суспільство.* 2023. No 48. DOI: <https://doi.org/10.32782/2524-0072/2023-48-41>

7. Мова тіла. Експерименти Альберта Маграбяна. URL: <https://masterlev.com.ua/mova-tila-eksperimenti-alberta-magrabyana/>

8. Назаренко С., Матюшенко Н. Вплив внутрішніх комунікацій на ефективність діяльності підприємств. *Економіка та суспільство* 2023. No 56. DOI: <https://doi.org/10.32782/2524-0072/2023-56-92>

9. Петропавловська С.Є., Ковтун К.Ю. Маркетингові комунікації в мережі інтернет як іноваційний інструмент стратегії просування. *Науковий вісник Полтавського університету економіки і торгівлі. Серія «Економічні науки».* 2021. No 2–2 (104). С. 78–83. DOI: <https://doi.org/10.37734/2409-6873-2021-2-2-11>

10. Печериця В.А. Теорія міжкультурної комунікації у сфері бізнесу. Культурно зумовлені стилі ведення ділових переговорів. *Молодий вчений.* 2023. № 25 (472). С. 299–301.

11. Семикіна М.В., Бугаєва М.В., Савеленко Г.В. Соціальна відповідальність через призму бізнес-культури та ділового спілкування: механізми реалізації в торгівлі та ресторанному бізнесі. *Економічний вісник Донбасу.* С. 111-130. URL: [www.chumachenko-readings.org/download/2024/09-Semykina.pdf](http://www.chumachenko-readings.org/download/2024/09-Semykina.pdf)

12. Снітинський В.В., Завальницька Н.Б., Брух О.О. Діловий етикет у міжнародному бізнесі: навч. посіб. Магнолія, 2024. 288 с. ЦНТУ. Читальний зал №2. [395 (075.8)/C53]

13. Шульгіна Л.М. Бізнес-комунікації. Київ : КПІ ім. Ігоря Сікорського, 2023. 151 с

14. Business Communications Lab. URL: <https://bizcomm.uark.edu/>

15. Buhaieva M., Zapirchenko L., Hrynko Y. Informal communications as a component of the information and analytical system for ensuring effective business performance. *Innovations and technologies in the service sphere and food industry.* 2025. No 2 (16). URL: <https://dSPACE.kntu.kr.ua/handle/123456789/16481>

### Information resources

1. Business Communications Lab. URL: <https://walton.uark.edu/business-communication-lab/resources/>
2. Business Communications Lab. URL: <https://walton.uark.edu/business-communication-lab/resources/>
3. Дієві комунікації. Практика репутаційного менеджменту. URL: <https://www.youtube.com/watch?v=ZLKTPQVyxr8>
4. Мистецтво публічного виступу. URL: <https://www.youtube.com/watch?v=SdpDuECR6z8>
5. Як підготуватися до виступу на публіці. URL: <https://www.youtube.com/watch?v=K-ftQPGT2gs>

Educational and Methodological Publication

**BUSINESS COMMUNICATION IN PROFESSIONAL AND PUBLIC  
ACTIVITIES**

Methodological Instruction and Assignments for Studying the Discipline

*for Specialty 076 "Entrepreneurship and Trade", Field of Knowledge 07 "Management and Administration", EPP «Entrepreneurship, Trade and Logistics».*

Compiler: Buhaieva M.V.

Reviewer: Zaichenko V.V.